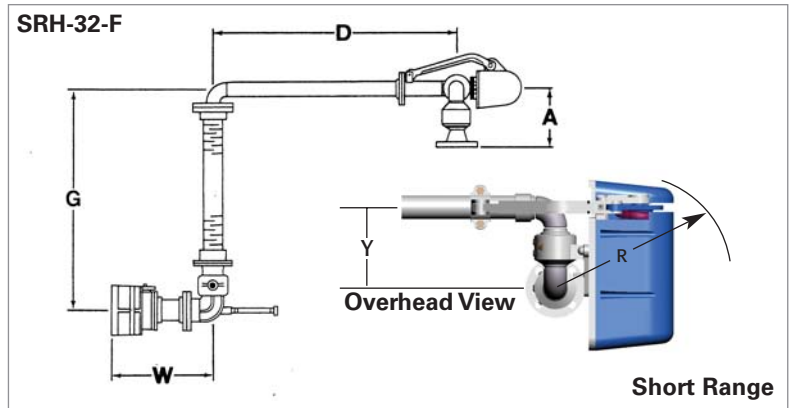


Spring Balanced Hose Loader

Short Range SRH-32-F Long Range LRH-32-F

OPW Engineered Systems spring balanced hose loaders are available in both short-range and long-range versions. The short-range model has the torsion spring mounted back at the riser, while on the long-range units the spring is located a short distance out on the arm. Like counterweighted hose loaders, spring balanced hose loaders are generally stored at horizontal and only slightly upward or downward movement is required to align the coupler with the tank truck adaptor.

This type of arm, in the 4" size, is used in exactly the same manner as the counterweighted hose loader. An exception: the counterbalance mechanism is a torsion spring rather than weights. Four long-range hose loaders with a 114" reach spaced 18" apart will fully cover the API RP-1004 bottom loading envelope. The short-range loader with a 52" reach conforms to the API envelope with three arms installed 24" apart.



Dimensions*

Size	A		D		G		W		R		Y		
	in.	mm	in.	mm	in.	mm	in.	mm	in.	mm	in.	mm	
2"	51	8-5/8	219	52	1321	104	2642	15	381	17	432	8-1/8	206
3"	76	10-1/2	267	52	1321	104	2642	21	533	18-1/2	470	10-3/4	273
4"	102	11-3/4	298	52	1321	104	2642	21	533	20	508	12-3/4	324

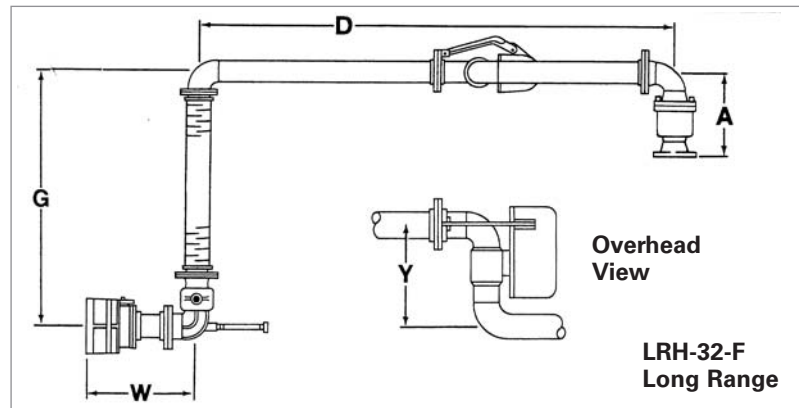
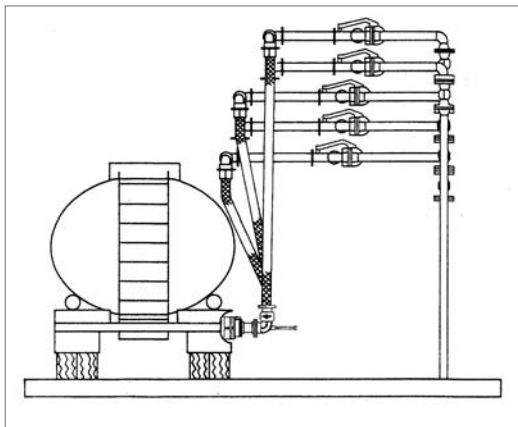
*Custom dimensions also available.

Benefits

- Easily adjustable torsion spring
- Makes loading simple
- Easy to handle and move
- Easily meets API envelope requirements

Features

- Available in 2", 3" and 4"
- Available in carbon steel, stainless steel and aluminum
- Choice of flanged, threaded or all-welded construction



Dimensions*

Size	A		D		G		W		Y		
	in.	mm	in.	mm	in.	mm	in.	mm	in.	mm	
3"	76	10-1/2	267	114	2896	104	2642	21	533	20-1/2	521
4"	102	18-1/8	460	114	2896	104	2642	21	533	20-1/2	521

*Custom dimensions also available.