



VOLUME 21.A

Parts Directory



World-Class Fluid Storage & Handling Solutions

www.fluidall.com | 800.849.0591



PROUDLY CRAFTED IN THE USA

Tote-A-Lube Stackable Tanks



- Constructed from UL Rated Food-Grade Polyethylene Resins
- Extra Strength Corrugated Side Walls
- Patented Design for Easy Fill
- Visual Inventory of Fluid Levels
- Openings: (2) 2" Fill Ports and (1) 1" NPT Stainless Steel Dispense Fitting
- Can Be Customized with Additional Openings

Small Tote-A-Lube Tanks 35, 70 and 120 Gallons

T120

(4) 3/8-16 Molded Inserts on Top Surface (Secures Top Mount Dispense Accessories)

T120

(2) 1/4 Molded Inserts on Front Surface (Secures Placard)

1" NPT Stainless Steel Dispense Fitting



Angled Fill Port with 2" NPT Poly Cap

2" NPT Plug



T120-3 Gravity Feed System Shown with Recommended Top Tank Remote Fill Kit and Recommended Containment Vessel.

Small Tote-A-Lube Tanks

Part No.	T35	T70	T120
Tank Capacity	35 Gallons	70 Gallons	120 Gallons
Tank Dimensions	32"W x 32"D		
Tank Height	13"H	23"H	35"H
Tank Weight	23 Lbs.	32 Lbs.	50 Lbs.


Small Tote-A-Lube Gravity Feed Systems

Includes: Tank(s), 24"H Stand, 3-Pan Drip Tray Assembly and Gravity Feed Dispense Kit. 36"W x 44"D Assembled. *Containment page 5. *Remote Fill Kit page 5.	35 Gallon				70 Gallon				120 Gallon		
Part No.	T35-1	T35-2	T35-3	T35-4	T70-1	T70-2	T70-3	T70-4	T120-1	T120-2	T120-3
No. of Stacked Tanks	1	2	3	4	1	2	3	4	1	2	3
Gallon Capacity	35	70	105	140	70	140	210	280	120	240	360
System Height	37"H	47"H	57"H	67"H	47"H	67"H	87"H	107"H	59"H	91"H	123"H
Gravity Feed Kit	GFKIT1	GFKIT2	GFKIT3	GFKIT4	GFKIT1	GFKIT2	GFKIT3	GFKIT4	GFKIT1	GFKIT2	GFKIT3

Reduce Your Total Fluid Expenses and Maximize Floor Space with a Stackable Fluid Storage and Handling System

- Purchase Fluids in Bulk; Reduce Expenses and Waste
- Eliminate the Hassles Associated with Packaged Goods and Drums
- Maximize Shop Space with Stackable Fluid Storage.
- Flexibility to Move Fluids with Portable Systems
- Configure a System with Secondary Containment Vessel

Large Tote-A-Lube Tanks 130, 180, 240 and 330 Gallons



T130-4 Gravity Feed System Shown with Recommended Top Tank Remote Fill Kit and Recommended Containment Vessel.

Large Tote-A-Lube Tanks				
Part No.	T130	T180	T240	T330
Tank Capacity	130 Gallons	180 Gallons	240 Gallons	330 Gallons
Tank Dimensions	42"W x 42"D			
Tank Height	26"H	35"H	45"H	59"H
Tank Weight	58 Lbs.	76 Lbs.	135 Lbs.	165 Lbs.

Large Tote-A-Lube Gravity Feed Systems

Includes: Tank(s), 24"H Stand, 3-Pan Drip Tray Assembly and Gravity Feed Dispense Kit. 43"W x 54"D Assembled. *Containment page 5. *Remote Fill Kit page 5.	130 Gallon				180 Gallon		240 Gallon		330 Gallon	
Part No.	T130-1	T130-2	T130-3	T130-4	T180-1	T180-2	T240-1	T240-2	T330-1	Note: System Includes Support Hoop
No. of Stacked Tanks	1	2	3	4	1	2	1	2	1	
Gallon Capacity	130	260	390	520	180	360	240	480	330	
System Height	50"H	73"H	96"H	119"H	59"H	91"H	69"H	111"H	83"H	
Gravity Feed Kit	GFKIT1	GFKIT2	GFKIT3	GFKIT4	GFKIT1	GFKIT2	GFKIT1	GFKIT2	GFKIT1	

Wall-Stacker Stackable Tanks

Stackable Tanks with a Compact 19" x 38" Tank Footprint

Wall-Stacker Tanks 32, 71 and 115 Gallons

Tank Construction

- Constructed from UL Rated Food-Grade Polyethylene Resins
- Extra Strength Corrugated Side Walls
- Patented Design for Easy Fill
- Visual Inventory of Fluid Levels
- Openings: (2) 2" Fill Ports and (1) 1" NPT Stainless Steel Dispense Fitting

Wall-Stacker Benefits

- Purchase Fluids in Bulk; Reduce Expenses and Waste
- Eliminate the Hassles Associated with Packaged Goods.
- Maximize Shop Space with Stackable Fluid Storage.
- Flexibility to Move Fluids with Portable Systems
- Configure a System with Secondary Containment Vessel






Wall-Stacker Tanks			
Part No.	WS32	WS71	WS115
Tank Capacity	32 Gallons	71 Gallons	115 Gallons
Tank Dimensions	38"W x 19"D		
Tank Height	18"H	33"H	48"H
Tank Weight	33 Lbs.	47 Lbs.	61 Lbs.

Wall-Stacker Gravity Feed Systems

Includes: Tank(s), 24"H Stand, 3-Pan Drip Tray Assembly, Wall Straps and Gravity Feed Dispense Kit. 38"W x 30"D Assembled. *Containment page 5. *Remote Fill Kit page 5.	32 Gallon				71 Gallon			115 Gallon	
	WS32-1	WS32-2	WS32-3	WS32-4	WS71-1	WS71-2	WS71-3	WS115-1	WS115-2
Part No.	WS32-1	WS32-2	WS32-3	WS32-4	WS71-1	WS71-2	WS71-3	WS115-1	WS115-2
No. of Stacked Tanks	1	2	3	4	1	2	3	1	2
Gallon Capacity	32	64	96	128	71	142	213	115	230
System Height	42"H	57"H	72"H	87"H	57"H	87"H	117"H	72"H	117"H
Wall Straps No.	VWS15	VWS30	VWS45	VWSA	VWS30	VWSA	VWSA	VWS45	VWSA
Wall Straps Height	17"H	32"H	47"H	Adjustable	32"H	Adjustable		47"H	Adjustable
Gravity Feed Kit	GFKIT1	GFKIT2	GFKIT3	GFKIT4	GFKIT1	GFKIT2	GFKIT3	GFKIT1	GFKIT2


Stackable Tank Dispense & Fill Kits

Dispense and Fill System Fluids Without the Use of a Pump

Gravity Feed Kits with Brass Valves (Sealant Included)		GFKIT1	GFKIT2	GFKIT3	GFKIT4	GFKITADD1
	Spring Release Valve	1	2	3	4	1
	1" Poly Stub Barb	-	1	2	3	1
	Elbow Mount	-	1	2	3	1
	90° Poly Elbow	-	1	2	3	1
	Poly Tubing	-	4'	9'	15'	7'
	Hose Clamps	-	2	4	6	2
Gravity Feed Kits with Stainless Steel Valves (Sealant Included)		GFKITSS1	GFKITSS2	GFKITSS3	GFKITSS4	GFKITSSADD1
	Spring Release Valve	1	2	3	4	1
	1" Poly Stub Barb	-	1	2	3	1
	Elbow Mount	-	1	2	3	1
	90° Poly Elbow	-	1	2	3	1
	Poly Tubing	-	4'	9'	15'	7'
	Hose Clamps	-	2	4	6	2
Remote Fill Kits						
	RFKIT1					
	<p>Remote Fill Kit for 1 Tank Includes 8' Hose, Tank Adapter, Ball Valve, 1.5" Cam Fitting with Cover, Hose Clamps, and Breather.</p> <p>NOT INCLUDED: Tank System</p>					

Secondary Containment Vessels

An Excellent Secondary Barrier, Available in Poly, Aluminum And Steel



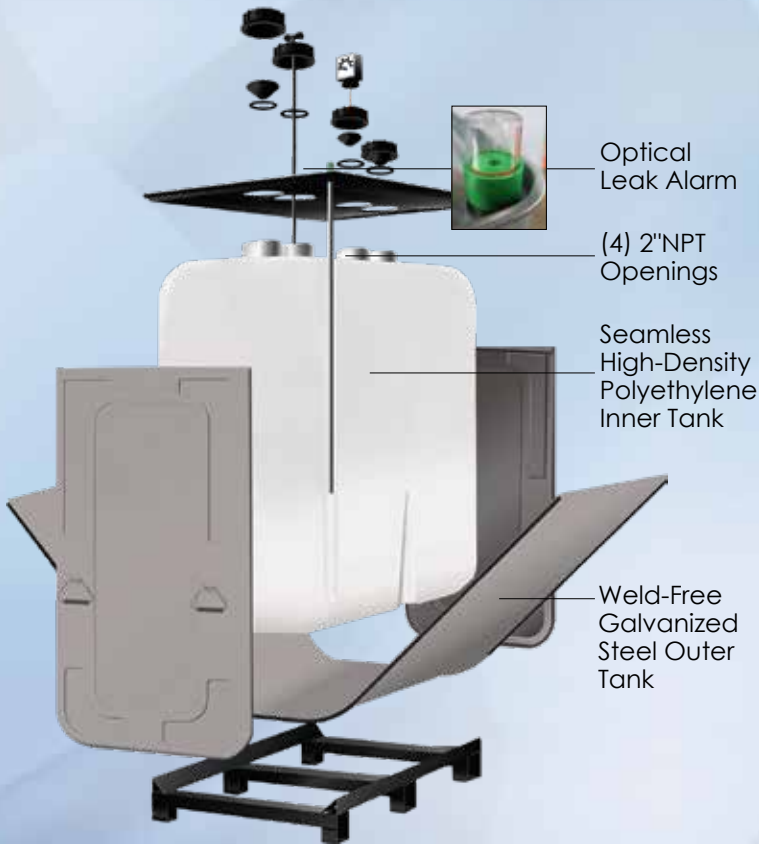
Part No.	CV150	CV265	CV85S	CV150S	CV275S	CV375S	CV210S	CV270S	CV370S
Use With	T120, all WS	T130, T180, T240	T70	T120	T130, T180, T240	T330	T180	T240	T330
Material / Features	Poly Vessel		Steel Vessel				Steel Vessel is Forklift Ready with 5" Legs		
Gallon Cap.	150	265	85	150	275	375	210	270	370
Width	40"W	48"W	38"W	36"W	46"W	46"W	46"W	46"W	46"W
Depth	52"D	66"D	47"D	48"D	56"D	56"D	46"D	46"D	46"D
Height	23"H	24"H	11"H	22"H	25"H	34"H	29"H	35"H	46"H
Weight (Lbs.)	40	60	107	132	174	254	150	185	231

Roth Double Wall Tanks

Double Wall Construction for Ultimate Safety & Reliability



Certified to UL SU2258 and designed to store liquids that are classified as class II or class III combustibles. Roth Double Wall Tanks are compliant with NFPA 30 & 30A, subject to building code approval by a local authority having jurisdiction.



Optical Leak Alarm

(4) 2"NPT Openings

Seamless High-Density Polyethylene Inner Tank

Weld-Free Galvanized Steel Outer Tank

Construction

- The outer tank is made of leak-proof, weld-free galvanized steel and is roll-seamed with an oil and fire-resistant seal. It can contain up to 110% of the capacity of the inner tank for maximum protection.
- The inner tank is made of blow-molded, high-density, seamless polyethylene that is leak proof and will never corrode.

Double Wall Benefits

- Use for Class II and Class III fluids including: heating oil, motor and gear oil, hydraulic fluids, ATF, brake or power steering fluids, ethylene or propylene glycol based anti-freezes, diesel and bio fuels.
- Outer tank holds 110% of inner tank for maximum protection.
- Compact, economical design with (4) 2"NPT Openings (8 sq. ft for 275 gallon).
- Up to 50% lighter than a 12-gauge steel tank with larger storage capacity.
- Zero fittings below the fluid line.
- Wide handles allow easy handling.
- Leak-proof and will not corrode.

Roth Double Wall Tanks (110, 165, 275 and 400 Gallon Tanks)

Each Roth Double Wall Tank has an Optical Leak Alarm and (4) 2"NPT Openings.



Part No.	Capacity	Dimensions
DWT110	110 Gallons	28"W x 29"D x 48"H
DWT165	165 Gallons	28"W x 29"D x 65"H
DWT275	275 Gallons	28"W x 43"D x 65"H
DWT275LH	275 Gallons	30"W x 51"D x 58"H
DWT400	400 Gallons	30"W x 64"D x 72"H

Roth Double Wall Tank Accessories





	Mounting Brackets			Fluid Level Gauges	
	Pump / Reel Bracket Includes Gun Holder, Drip Cup & Mounting Hardware			DWTFLG110	Use with DWT110
	DWTRB	Use with DWT110, DWT165 or DWT275	DWTFLG275	Use with DWT165 or DWT275	
	DWTRB400	Use with DWT275LH or DWT400	DWTFLG275LH	Use with DWT275LH	
	Fire-Ball Pump / Reel Bracket Includes Gun Holder, Drip Cup & Mounting Hardware		DWTFLG400	Use with DWT400	
	DWTFBPB	Use with DWT110, DWT165 or DWT275	High Level Tank Alarm		
	DWTFBPB400	Use with DWT275LH or DWT400		TAHPP10	10" Adj. Working Depth & 2" NPT Bung Adapter
	Fire-Ball Pump Bracket Includes Bung Adapter & Mounting Hardware				
	DWTFBNR	Use with DWT110, DWT165 or DWT275			
	DWTFB400NR	Use with DWT275LH or DWT400			
	HD Pump Bracket Adapter with 2" Thread			Lockable Fill Cap w/ Vent	
	DWTFB2T	Use with DWTMPB, DWTFBPB, DWTFB400, DWTFBNR, or DWTFB400NR		DWTFCV	
	Universal Diaphragm/Electric Pump Mounting Bracket			10" Drain Funnel with Lid	
	DWDSLBP	Use with DWT110, DWT165 or DWT275		DF10	
	Pump Bracket Manifolds (2) Roth Double Wall Tanks Together			Tie-Down Kits	
	DWTMPB	Use with (2) Tanks of the same height.		DWTTDK110	Use with DWT110
	Hose/Meter Hanger		DWTTDK275	Use with DWT165 or DWT275	
	DWTHMH	Double Wall Tank Mounted. Holds 20' x 1/2" Hose & Dispense Meter.	DWTTDK275LH	Use with DWT275LH	
	Mobile Cages, Fully Welded		DWTTDK400	Use with DWT400	
	Steel Cage with 8" Casters and Fork Pockets Includes Ergonomic Handle		Tank Covers		
	DWTPCG110	Use with DWT110		DWTCOV110/165	Use with DWT110 or DWT165
	DWTPCG275LH	Use with DWT275LH		DWTCOV275	Use with DWT275
	Steel Cage with Fork Pockets (Casters Not Available)		DWTCOV275LH	Use with DWT275LH	
	DWTTCG165	Use with DWT165	DWTCOV400	Use with DWT400	
	Oil Bars and Kits		Duplex Bushings		
	Single Tap Oil Bar		DWTDB12	1/2" with Fittings	
	FHDKOT1	Includes (1) Dispense Valve	DWTDB38	3/8" with Fittings	
	Single Tap Oil Bar Kit Includes Graco LD 3:1 Pump and Hose		Vent Alarm		
	FHDKOT1KIT1M	Metered		DWTVA2	
	FHDKOT1KIT1	Non-Metered (Shown)		2" NPT	
	Manifold Kits				
	All Manifold Kits Require Pump & Add'l Fittings				
	DWTMANKIT1	Adds (1) Double Wall Tank			
	DWTMANKIT2	Joins (2) Double Wall Tanks			
	DWTMANKIT3	Joins (3) Double Wall Tanks			

Roth Double Wall Tank Packages

Roth Tank Plus Packages					
	Part No.	Description	Capacity	Dimensions	
	DWT110A	Double Wall Tank with Optical Leak Alarm, Level Gauge & Lockable Fill Cap with Vent	110 Gallons	28"W x 29"D x 52"H	
	DWT165A		165 Gallons	28"W x 29"D x 69"H	
	DWT275A		275 Gallons	28"W x 43"D x 69"H	
	DWT275LHA		275 Gallons	30"W x 51"D x 62"H	
	DWT400A		400 Gallons	30"W x 64"D x 76"H	
Premium Metered Packages					
	Manual EM Meter	Preset LD Meter	Description	Capacity	Dimensions
	DWT110M	DWT110P	Double Wall Tank, Graco Dispense Pkg (3:1 LD Pump, SD Reel with 50' Hose, Meter, Air Pressure Regulator), Down Tube, Fluid Level Gauge, Lockable Fill Cap with Vent, Pump/Reel Bracket	110 Gallons	28"W x 29"D x 68"H
	DWT165M	DWT165P		165 Gallons	28"W x 29"D x 85"H
	DWT275M	DWT275P		275 Gallons	28"W x 43"D x 85"H
	DWT275LHM	DWT275LHP		275 Gallons	30"W x 51"D x 78"H
	DWT400M	DWT400P		400 Gallons	30"W x 64"D x 92"H
Fire-Ball Metered Packages					
	Manual SD Meter	Preset SD Meter	Description	Capacity	Dimensions
	DWT110FBM	DWT110FBP	Double Wall Tank, Graco Dispense Pkg (5:1 Fire-Ball 300 Pump, SD Reel with 50' Hose, SD Digital Meter, Air Pressure Regulator), Down Tube, Fluid Level Gauge, Lockable Fill Cap with Vent, Pump/Reel Bracket	110 Gallons	28"W x 29"D x 68"H
	DWT165FBM	DWT165FBP		165 Gallons	28"W x 29"D x 85"H
	DWT275FBM	DWT275FBP		275 Gallons	28"W x 43"D x 85"H
	DWT275LHFBM	DWT275LHFBP		275 Gallons	30"W x 51"D x 78"H
	DWT400FBM	DWT400FBP		400 Gallons	30"W x 64"D x 92"H
Diaphragm Metered Packages					
	Manual EM Meter	Preset LD Meter	Description	Capacity	Dimensions
	DWT110DDM	DWT110DDP	Double Wall Tank, Graco Dispense Pkg (Husky 1050 Double Diaphragm Pump, SD Reel with 50' Hose, Meter, Air Pressure Regulator), Down Tube, Fluid Level Gauge, Lockable Fill Cap with Vent, Pump/Reel Bracket	110 Gallons	28"W x 29"D x 68"H
	DWT165DDM	DWT165DDP		165 Gallons	28"W x 29"D x 85"H
	DWT275DDM	DWT275DDP		275 Gallons	28"W x 43"D x 85"H
	DWT275LHDDM	DWT275LHDDP		275 Gallons	30"W x 51"D x 78"H
	DWT400DDM	DWT400DDP		400 Gallons	30"W x 64"D x 92"H

**Fluidall recommends either using a Tie-Down Kit (pg. 7) or securing the DWT Package to the wall.

Roth Double Wall Tank Packages

Graco Anti-Freeze Packages					
	Part No.	Description	Capacity	Dimensions	
	DWT110GDCP	Double Wall Tank, Dispense Package (Husky 716 DDP, 50' Hose Reel, Non-Metered Control Handle, Air Pressure Regulator), Manifold Kit, Fluid Level Gauge, Lockable Fill Cap with Vent, Pump/Reel Bracket	110 Gallons	28"W x 29"D x 68"H	
	DWT165GDCP		165 Gallons	28"W x 29"D x 85"H	
	DWT275GDCP		275 Gallons	28"W x 43"D x 85"H	
	DWT275LHGDCP		275 Gallons	30"W x 51"D x 78"H	
	DWT400GDCP		400 Gallons	30"W x 64"D x 92"H	
Samson Anti-Freeze Packages					
	Part No.	Description	Capacity	Dimensions	
	DWT110SCP	Double Wall Tank, Dispense Package (1:1 Pump, 50' Hose Reel, Non-Metered Control Handle, Air Pressure Regulator) Down Tube, Fluid Level Gauge, Lockable Fill Cap with Vent, Pump/Reel Bracket	110 Gallons	28"W x 29"D x 68"H	
	DWT165SCP		165 Gallons	28"W x 29"D x 85"H	
	DWT275SCP		275 Gallons	28"W x 43"D x 85"H	
	DWT275LHSCP		275 Gallons	30"W x 51"D x 78"H	
	DWT400SCP		400 Gallons	30"W x 64"D x 92"H	
Oil Tap Packages					
	Metered	Non-Metered	Description	Capacity	Dimensions
	DWT110OTM	DWT110OT	Double Wall Tank Single Oil Tap Package (Graco LD 3:1 Pump, Single Tap Oil Bar with Dispense Valve, Hose, Air Pressure Regulator) Down Tube, Level Gauge, Lockable Fill Cap with Vent. Available in Metered (Shown) and Non-Metered Packages.	110 Gallons	28"W x 29"D x 54"H
	DWT165OTM	DWT165OT		165 Gallons	28"W x 29"D x 71"H
	DWT275OTM	DWT275OT		275 Gallons	28"W x 43"D x 71"H
	DWT275LHOTM	DWT275LHOT		275 Gallons	30"W x 51"D x 64"H
	DWT400OTM	DWT400OT		400 Gallons	30"W x 64"D x 78"H
Waste Oil Packages					
	Part No.	Description	Capacity	Dimensions	
	DWT110WO	Double Wall Tank, Graco 1050 Husky Double Diaphragm Pump, Large Funnel, Hose Kit, Fluid Level Gauge and Pump/Reel Bracket.	110 Gallons	28"W x 29"D x 68"H	
	DWT165WO		165 Gallons	28"W x 29"D x 85"H	
	DWT275WO		275 Gallons	28"W x 43"D x 85"H	
	DWT275LHWO		275 Gallons	30"W x 51"D x 78"H	
	DWT400WO		400 Gallons	30"W x 64"D x 92"H	

**Fluidall recommends either using a Tie-Down Kit (pg. 7) or securing the DWT Package to the wall.

Mobile Steel Tanks

Fluidall's Tough & Economical Steel Tank Solution



SSWP75 Shown with Optional Graco Dispense Package

SSWP60-4 Shown with Optional Graco Dispense Packages

SSWP125 Shown Standard

Mobile Steel Tank Features

- Each Mobile Tank has (4) 2" Top NPT Openings
- Fully Welded Steel Ergonomic Handle
- Built-In Bracket for Gun Holder/Placard Insert
- Tank Mounted Reel Bracket
- Standard with (4) 8" Casters

* The SSWP60-4 is Forklift Ready. It is NOT available with Casters.

Mobile Steel Tank Accessories

	SSWLG30	Fluid Level Gauge
	FHDKDGH	Gun Holder
	DWTFCV	Lockable Fill Cap with Vent

Mobile Single Wall Steel Tanks


	SSWP60-3	(3) 60 Gallon Tanks	36"W x 40"D x 42"H		SSWP75-2	(2) 75 Gallon Tanks	26"W x 53"D x 42"H
	SSWP60-4*	(4) 60 Gallon Tanks	48"W x 40"D x 34"H		SSWP110-2	(2) 110 Gallon Tanks	53"W x 37"D x 45"H
	SSWP75	(1) 75 Gallon Tank	26"W x 29"D x 42"H		SSWP125	(1) 125 Gallon Tank	24"W x 40"D x 42"H

Stationary Single Wall Steel Tanks

Manufactured with US Carbon Steel & Built with UL® 142 Standards in Mind




Above: Steel Tanks Shown with Optional Accessories and Optional Graco Dispense Packages.

Single Wall Steel Tanks				
	Part No.	Tank Features	Capacity	Dims.
	SSW200	Single Wall Tank Openings: (4) 2" Top NPT, (1) 4" Top NPT, and (1) 1" Steel Bulkhead	200 Gallons	32"W x 32"D x 46"H
	SSW315		315 Gallons	40"W x 40"D x 46"H
	SSW400	Tank Mounted Diaphragm Pump/Reel Bracket	400 Gallons	40"W x 40"D x 64"H
	SSW280	Built-In Bracket for Gun Holder/ Placard Insert Multiple Dispense Packages Available	280 Gallons	60"W x 24"D x 45" H

Single Wall Steel Tank Accessories							
	Part No.	Desc.	Use with		Part No.	Desc.	Use with
	SSWLG46	Fluid Level Gauge	SSW200, SSW280 and SSW315		DTHS	Drip Tray Assembly	SSW200
	SSWLG60				SSW400		DTHL
	FHDKDGH	Gun Holder	Use with all Stationary Single Wall Steel Tanks		SS024	Stand, 24"H	SSW200
	DWTFCV	Lockable Fill Cap with Vent			SS036	Stand, 36"H	
	SR1	Brass Spring Release Valve, 1" MNPT			LS06	Stand, 6"H	SSW315 SSW400
	SR1SS	Stainless Steel Spring Release Valve, 1" MNPT			LS024	Stand, 24"H	
					LS036	Stand, 36"H	

UL 142 Certified Slim & Bulk Steel Tanks

Available in either Double and Single Walled Construction



Rectangular Steel Tanks are Standard with One Coat of Gray Primer.

Also Available with Optional Hose Reel Bracket, Part No. SDWWRB.

Optional Acrylic Enamel Paint Colors

- Black
- White
- Battleship Gray
- Aluminum
- Biloxi Tan
- Blue
- International Red
- Orange
- Yellow
- JD Green

Slim Single Walled Tanks *Tanks are standard with one coat of gray primer.					
	SSWSST120	Slim Single Wall Steel Tank with MNPT Emergency Vent, 2" MNPT Fill Cap, 2" Updraft Vent, 2" x 6" Nipple TBE, and At-A-Glance Gauge.	120 Gallons	(6) 2" Top NPT, (2) 3" Top Ports	30"L x 29"W x 33"H
	SSWSST180		180 Gallons		60"L x 29"W x 25"H
	SSWSST200		200 Gallons	60"L x 29"W x 28"H	
	SSWSST280		280 Gallons	60"L x 27"W x 43"H	
	SSWSST350		350 Gallons	(6) 2" Top NPT, (2) 4" Top Ports	60"L x 29"W x 48"H
	SSWSST500		500 Gallons	60"L x 33"W x 60"H	
	SSWSST750		750 Gallons	(6) 2" Top NPT, (2) 6" Top Ports	90"L x 41"W x 60"H
	SSWSST1000		1,000 Gallons	96"L x 41"W x 60"H	
Slim Double Walled Tanks *Tanks are standard with one coat of gray primer.					
	SDWSST120	Slim Double Walled Steel Tank with (2) MNPT Emergency Vents, 2" MNPT Fill Cap, 2" Updraft Vent, 2" x 6" Nipple TBE, Leak Gauge, and At-A-Glance Gauge.	120 Gallons	(6) 2" Top NPT, (2) 3" Top Ports	36"L x 29"W x 33"H
	SDWSST180		180 Gallons		66"L x 29"W x 25"H
	SDWSST200		200 Gallons	66"L x 29"W x 28"H	
	SDWSST280		280 Gallons	67"L x 27"W x 43"H	
	SDWSST350		350 Gallons	(6) 2" Top NPT, (2) 4" Top Ports	67"L x 29"W x 48"H
	SDWSST500		500 Gallons	67"L x 33"W x 60"H	
	SDWSST750		750 Gallons	(6) 2" Top NPT, (2) 6" Top Ports	99"L x 41"W x 60"H
	SDWSST1000		1,000 Gallons	105"L x 41"W x 60"H	
Bulk Single Walled Tanks *Tanks are standard with one coat of gray primer.					
	SSWBT180	Bulk Single Wall Steel Tank with MNPT Emergency Vent, 2" MNPT Fill Cap, 2" Updraft Vent, 2" x 6" Nipple TBE, and At-A-Glance Gauge.	180 Gallons	(5) 2" Top NPT, (1) 4" Top Ports	36"L x 31"W x 40"H
	SSWBT220		220 Gallons		36"L x 36"W x 40"H
	SSWBT300		300 Gallons	(6) 2" Top NPT, (2) 4" Top Ports	36"L x 36"W x 55"H
	SSWBT500		500 Gallons		41"L x 48"W x 60"H
	SSWBT750		750 Gallons	(6) 2" Top NPT, (2) 6" Top Ports	54"L x 55"W x 60"H
	SSWBT1000		1,000 Gallons		72"L x 55"W x 60"H
Bulk Double Walled Tanks *Tanks are standard with one coat of gray primer.					
	SDWBT180	Bulk Double Walled Steel Tank with (2) MNPT Emergency Vents, 2" MNPT Fill Cap, 2" Updraft Vent, 2" x 6" Nipple TBE, Leak Gauge, and At-A-Glance Gauge.	180 Gallons	(6) 2" Top NPT, (2) 3" Top Ports	36"L x 36"W x 40"H
	SDWBT300		300 Gallons	(6) 2" Top NPT, (2) 4" Top Ports	42"L x 36"W x 55"H
	SDWBT500		500 Gallons		48"L x 48"W x 60"H
	SDWBT750		750 Gallons	(6) 2" Top NPT, (2) 6" Top Ports	63"L x 55"W x 60"H
	SDWBT1000		1,000 Gallons		81"L x 55"W x 60"H

UL 142 Certified Steel Bench Top Tanks

Desirable in Many Shops, Pits & Service Bays



Doubling as a Handy Workspace, and Available in either Double Wall or Single Wall Construction.

Bench Top Tanks are Standard with One Coat of Gray Primer. Also Available with Optional Hose Reel Bracket, Part No. SDWWRB.

Optional Acrylic Enamel Paint Colors

- | | |
|---|---|
| <ul style="list-style-type: none"> • Black • White • Battleship Gray • Aluminum • Biloxi Tan | <ul style="list-style-type: none"> • Blue • International Red • Orange • Yellow • JD Green |
|---|---|

Bench Top Single Walled Tanks *Tanks are standard with one coat of gray primer.

	SSWBTT180	Bench Top Single Wall Steel Tank with MNPT	180 Gallons	(6) 2" Top NPT, (2) 3" Top Ports	39"L x 34"W x 33"H
	SSWBTT280	Emergency Vent, 2" MNPT Fill Cap, 2"	280 Gallons		60"L x 34"W x 33"H
	SSWBTT350	Updraft Vent, 2" x 6"	350 Gallons	(6) 2" Top NPT, (2) 4" Top Ports	60"L x 42"W x 33"H
	SSWBTT500	Nipple TBE, and At-A-Glance Gauge.	500 Gallons		86"L x 42"W x 33"H

Bench Top Double Walled Tanks *Tanks are standard with one coat of gray primer.

	SDWBTT180	Bench Top Double Wall Steel Tank with	180 Gallons	(6) 2" Top NPT, (2) 3" Top Ports	45"L x 34"W x 33"H
	SDWBTT280	(2) MNPT Emergency Vents, 2" MNPT Fill Cap,	280 Gallons		67"L x 34"W x 33"H
	SDWBTT350	2" Updraft Vent, 2" x 6" Nipple TBE, Leak	350 Gallons	(6) 2" Top NPT, (2) 4" Top Ports	67"L x 42"W x 33"H
	SDWBTT500	Gauge, and At-A-Glance Gauge.	500 Gallons		93"L x 42"W x 33"H

Double Walled Waste Oil Tank

200 & 500 Gallon Steel Tanks with a Lockable Fill Box



Part No.	Package Features	Tank Openings	Capacity	Dims.
SDFTDW200	Includes a 12" x 12" Lockable Fill Box, At-A-Glance Fluid Level Gauge, Interstitial Dip Stick, Downtube with 2" Camlock and Dust Cap.	<ul style="list-style-type: none"> • 2" Updraft Vent • 3" Emergency Vent in Outer Tank • 3" Emergency Vent in Inner Tank 	200 Gallons	36" x 36" x 40"H
SDFTDW500	*Waste Oil Tanks are standard with one coat of gray primer. See Paint options above.	<ul style="list-style-type: none"> • 2" Updraft Vent • 4" Emergency Vent in Outer Tank • 4" Emergency Vent in Inner Tank 	500 Gallons	55" x 60" x 40"H

Round Horizontal & Vertical Tanks and Skids, and Obround Horizontal & Vertical Tanks



Available in either Double and Single Walled Construction, They Feature a 6" x 12" Universal Hose Reel Mount Plate and are Standard with Blue Paint.

Round Horizontal Single Wall Tanks				
SSW150PDH	147 Gallons	(4) 2" Top NPT, (1) 4" NPT Emergency Vent, (1) 2" Bottom Drain	12 Gauge	30" Dia x 48"L
SSW280PDH	264 Gallons	(4) 2" Top NPT, (1) 4" NPT Emergency Vent, (1) 2" Bottom Drain	12 Gauge	36" Dia x 60"L
SSW500PDH	509 Gallons	(4) 2" Top NPT, (1) 4" NPT Emergency Vent, (1) 2" Bottom Drain	10 Gauge	48" Dia x 65"L
SSW1000PDH	1,018 Gallons	(5) 2" Top NPT, (1) 6" NPT Emergency Vent, (1) 2" Bottom Drain	10 Gauge	48" Dia x 130"L
SSW2000PDH	2,005 Gallons	(5) 2" Top NPT, (1) 6" NPT Emergency Vent, (1) 2" Bottom Drain	7 Gauge	64" Dia x 144"L
Round Horizontal Double Wall Tanks				
SDW150PDHDW	147 Gallons	(5) 2" Top NPT, (2) 4" NPT Emergency Vent, (1) 2" Monitoring Pipe	12 Gauge	30" Dia x 48"L
SDW280PDHDW	264 Gallons	(5) 2" Top NPT, (2) 4" NPT Emergency Vent, (1) 2" Monitoring Pipe	12 Gauge	36" Dia x 60"L
SDW500PDHDW	509 Gallons	(5) 2" Top NPT, (2) 4" NPT Emergency Vent, (1) 2" Monitoring Pipe	12 Gauge	48" Dia x 65"L
SDW1000PDHDW	1,018 Gallons	(5) 2" Top NPT, (2) 6" NPT Emergency Vent, (1) 2" Monitoring Pipe	10 Gauge	48" Dia x 130"L
SDW2000PDHDW	2,005 Gallons	(5) 2" Top NPT, (2) 6" NPT Emergency Vent, (1) 2" Monitoring Pipe	7 Gauge	64" Dia x 144"L

Round Horizontal & Vertical Tanks and Skids, and Obround Horizontal & Vertical Tanks

Round Horizontal Single Wall Skids				
SSW280PDSK	264 Gallons	(4) 2" Top NPT, (1) 4" NPT Emergency Vent, (1) 2" Bottom Drain	12 Gauge	36" Dia x 60"L
SSW500PDSK	509 Gallons	(4) 2" Top NPT, (1) 4" NPT Emergency Vent, (1) 2" Bottom Drain	10 Gauge	48" Dia x 65"L
SSW1000PDSK	1,018 Gallons	(5) 2" Top NPT, (1) 6" NPT Emergency Vent, (1) 2" Bottom Drain	10 Gauge	48" Dia x 130"L
SSW2000PDSK	2,005 Gallons	(5) 2" Top NPT, (1) 6" NPT Emergency Vent, (1) 2" Bottom Drain	7 Gauge	64" Dia x 144"L
Round Horizontal Double Wall Skids				
SDW280PDSKDW	264 Gallons	(5) 2" Top NPT, (2) 4" NPT Emergency Vent, (1) 2" Monitoring Pipe	12 Gauge	36" Dia x 60"L
SDW500PDSKDW	509 Gallons	(5) 2" Top NPT, (2) 4" NPT Emergency Vent, (1) 2" Monitoring Pipe	12 Gauge	48" Dia x 65"L
SDW1000PDSKDW	1,018 Gallons	(5) 2" Top NPT, (2) 6" NPT Emergency Vent, (1) 2" Monitoring Pipe	10 Gauge	48" Dia x 130"L
SDW2000PDSKDW	2,005 Gallons	(5) 2" Top NPT, (2) 6" NPT Emergency Vent, (1) 2" Monitoring Pipe	7 Gauge	64" Dia x 144"L
Obround Horizontal Single Wall Tanks				
SSW275PDOB	275 Gallons	(5) 2" Top NPT, (1) 4" NPT Emergency Vent, (1) 2" Bottom Drain	12 Gauge	27"W x 60"L x 44"H
SSW330PDOB	330 Gallons	(5) 2" Top NPT, (1) 4" NPT Emergency Vent, (1) 2" Bottom Drain	12 Gauge	27"W x 72"L x 44"H
Obround Horizontal Double Wall Tanks				
SDW275PDOBDW	275 Gallons	(5) 2" Top NPT, (2) 4" NPT Emergency Vent, (1) 2" Interstitial Opening	12 Gauge	27"W x 60"L x 44"H
SDW330PDOBDW	330 Gallons	(5) 2" Top NPT, (2) 4" NPT Emergency Vent, (1) 2" Interstitial Opening	12 Gauge	27"W x 72"L x 44"H
Obround Vertical Single Wall Tanks				
SSW275PDV	275 Gallons	(5) 2" Top NPT, (1) 4" NPT Emergency Vent, (1) 2" Bottom Drain	12 Gauge	44"W x 27"Dia x 60"H
SSW330PDV	330 Gallons	(5) 2" Top NPT, (1) 4" NPT Emergency Vent, (1) 2" Bottom Drain	12 Gauge	44"W x 27"Dia x 72"H
Obround Vertical Double Wall Tanks				
SDW275PDVDW	275 Gallons	(5) 2" Top NPT, (2) 4" NPT Emergency Vent, (1) 2" Interstitial Opening	12 Gauge	44"W x 27"Dia x 60"H
SDW330PDVDW	330 Gallons	(5) 2" Top NPT, (2) 4" NPT Emergency Vent, (1) 2" Interstitial Opening	12 Gauge	44"W x 27"Dia x 72"H
Round Vertical Single Wall Tanks				
SSW500PDV	509 Gallons	(4) 2" Top NPT, (1) 4" NPT Emergency Vent, (1) 2" Bottom Drain	12 Gauge	48" Dia x 65"H
SSW1000PDV	1,002 Gallons	(5) 2" Top NPT, (1) 6" NPT Emergency Vent, (1) 2" Bottom Drain	7 Gauge	64" Dia x 72"H
Round Vertical Double Wall Tanks				
SDW500PDVDW	509 Gallons	(4) 2" Top NPT, (2) 4" NPT Emergency Vent, (1) 2" Interstitial Opening	12 Gauge	48" Dia x 65"H
SDW1000PDVDW	1,002 Gallons	(5) 2" Top NPT, (2) 6" NPT Emergency Vent, (1) 2" Interstitial Opening	7 Gauge	64" Dia x 72"H

Work Bench Tanks

The Ultimate Solution for Efficiently Storing and Dispensing Automotive Fluids and Lubricants in Confined Shop Applications



Conveniently Enclose 2, 3, or 4 Tote-A-Lube Tanks Contained in a Secondary Containment Vessel.

The Work Bench is complete with a 69" x 36" powder coated work surface which will remain clean and free of oil residue, as the tanks' fill ports are located below the work area. It is equipped with a universal side shelf that mounts Graco's dispense equipment, giving you the ultimate in fluid storage solutions for confined spaces.

Dispense packages and custom configurations are available upon request.








Heated Tank Blankets

Provides Even Heat for Temperature Sensitive Applications

Once Fluid Reaches the Desired Set Temperature, the Insulated Heater Blankets Maintain Temperature, Even in the Most Challenging Applications.




Features

- Constructed of 18oz NFPA Certified Flame Retardant Vinyl (Also Water, Wear and UV Resistant)
- High Efficiency Carbon Heating Grid Evenly Distributes Heat
- Heating Element Decreases Current as Temperature Increases
- Integrated GFCI is Hard Wired into Blanket
- Adjustable Retaining Straps with Quick Release Buckles for an Accurate Fit
- Fully Welded Seam Seals all Vinyl Perimeters

Tote-A-Lube Tank Heated Blankets			
	HBFT180	Fits T180 Tank	136°F Max. Temp., 120 VAC, 1440 Watts, 12 Amps
	HBFT240	Fits T240 Tank	
	HBFT330	Fits T330 Tank	
IBC Tote Heated Blankets			
	HBFT275IBC	Fits 275 Gallon Tote	136°F Max. Temp., 120 VAC, 1440 Watts, 12 Amps
	HBFT330IBC	Fits 330 Gallon Tote	
IBC Tote Heated Blankets, Extended Frame			
	HBFT275IBCXL	Fits 275 Gallon Tote	Extended Frame Allows for Pump Housing, Controller and Insulated Cover. 136°F Max. Temp., 120 VAC, 1440 Watts, 12 Amps
	HBFT330IBCXL	Fits 330 Gallon Tote	
55 Gallon Drum Heated Blankets			
	HBFT55D	Fits 55 Gallon Drum	158°F Max. Temp., 120 VAC, 780 Watts, 7 Amps
Temperature Probe (Optional)			
	HBTB1	6' Probe utilizes programmable dual display temperature controls, user-resettable circuit breakers, and 5' power cord.	

Jobber Packages

Cost-Effective Solutions to Maximize The Efficiency of Fluid Management and Allows for Bulk Fluid Delivery

	Jobber Packages for Oil			
	Features a Refillable Poly Tank, Fully Welded Steel Cage with Placard for ID Labels and Graco Dispense Package (3:1 LD Series Pump, SD Series Reel with 50' Hose, LD Series LDP5 Preset Meter and Air Pressure Regulator).			
	JT180SDPG	180 Gallons	44"W x 44"D x 56"H	
	JT240SDPG	240 Gallons	44"W x 44"D x 66"H	
	JT330SDPG	330 Gallons	44"W x 44"D x 80"H	
	Features a Refillable Poly Tank, Steel Secondary Containment Vessel with Legs and Graco Dispense Package (3:1 LD Series Pump, SD Series Reel with 50' Hose, LD Series LDP5 Preset Meter and Air Pressure Regulator).			
	JT180DCVPG	180 Gallons	46"W x 56"D x 56"H	
	JT240DCVPG	240 Gallons	46"W x 56"D x 66"H	
	JT330DCVPG	330 Gallons	46"W x 56"D x 80"H	
	Features a Steel 280 Gallon Capacity Tank with a Tank Mounted Diaphragm Pump/ Reel Bracket and a Built-In Bracket for Gun Holder/Placard, Fluid Level Gauge, Lockable Fill Cap with Vent and Graco Dispense Package (3:1 LD Series Pump, SD Series Reel with 50' Hose, LD Series LDP5 Preset Meter and Air Pressure Regulator).			
	JTS280SDPG	280 Gallons	60"W x 24"D x 69"H	
	Jobber Packages for Coolant			
	Features a Refillable Poly Tank, Fully Welded Steel Cage with Placard for ID Labels and Graco Coolant Pump Package (Graco Husky 716 DDP Pump, Reel with 50' Hose, Non-Metered Control Handle, Air Regulator). Optional Containment Vessel Available.			
	JT180GDCP	180 Gallons	44"W x 44"D x 56"H	
	JT240GDCP	240 Gallons	44"W x 44"D x 66"H	
	JT330GDCP	330 Gallons	44"W x 44"D x 80"H	
	Features a Refillable Poly Tank, Fully Welded Steel Cage with Placard for ID Labels and Samson Coolant Pump Package (Samson 1:1 Pump, Reel with 50' Hose, Non-Metered Control Handle, Air Regulator). Optional Containment Vessel Available.			
	JT180SCP	180 Gallons	44"W x 44"D x 56"H	
	JT240SCP	240 Gallons	44"W x 44"D x 66"H	
	JT330SCP	330 Gallons	44"W x 44"D x 80"H	
	Jobber Packages for DEF			
	Features a Refillable Poly Tank, Fully Welded Steel Cage with Placard for ID Labels and Graco DEF Pump Package (12V Pump, Reel w/ 33' Hose, In-Line Meter, Auto Nozzle).		Features a Refillable Poly Tank, Fully Welded Steel Cage with Placard for ID Labels and Graco DEF Pump Package (120V Pump, Reel w/ 33' Hose, In-Line Meter, Auto Nozzle).	
	DEFJT18012V646	180 Gallons	DEFJT180120V641	180 Gallons
	DEFJT24012V646	240 Gallons	DEFJT240120V641	240 Gallons
	DEFJT33012V646	330 Gallons	DEFJT330120V641	330 Gallons

GEMRIK DEF Shelter

The Climate-Controlled Diesel Exhaust Fluid Solution with a Fuel-Island Friendly Footprint



Construction

- Ships Fully Assembled for Efficient Installation
- CNC Cut Powder Coated Aluminium Shelter Assembled with Heavy Duty Stainless Steel Rivet System
- Dual Locking Gas Shock Assisted Side Doors with Three Position Click Hinges
- 4" Base with Side Forklift Access
- Interior Anchoring Hole Points
- 4 GFCI-15A Dual Duplex Interior Electrical Receptacles
- Manual Shut-Off to Interior Electrical Receptacle Box
- Single Phase, 115V Exterior Junction Box
- Heater With Thermostat
- Insulated Ceiling & Side Walls



Tote-Ready DEF Shelters				
Part No.	Fully Insulated	Dispense Pkg.	Capacity	Dimensions (76.375"H)
DEFGR330	Insulated Sides and Ceiling. Heater and Thermostat Included.	Pump, Nozzle, Hose Reel and Meter Included.	1 Tote (NOT Included)	48"W x 76.75"D
DEFGR660			2 Totes (NOT Included)	48"W x 132"D
DEFGR990			2 Totes (NOT Included)	48"W x 187.5"D
DEF Shelters with Inner IBCs Included				
Part No.	Fully Insulated	Dispense Pkg.	Capacity	Dimensions (76.375"H)
DEFGR330TI	Insulated Sides and Ceiling. Heater and Thermostat Included.	Pump, Nozzle, Hose Reel and Meter Included.	330 Gallons	48"W x 76.75"D
DEFGR660TI			660 Gallons	48"W x 132"D
DEFGR990TI			990 Gallons	48"W x 187.5"D

Features

- Sealed Closed Loop Micro-Matic Dispense and Fill System
- Self-Priming Graco DEF Pump
- DEF Hose Reel with 33' Hose
- Graco Digital Dispense Meter
- Stainless Steel Automatic Shut-Off Dispense Nozzle
- All Fill & Dispense Components are Connected & Ready to Use
- Optional IBC Totes
- Optional Pulse Meter



Bulk DEF All-In-One

Complete Bulk DEF Tank & Dispense Packages Arriving Fully Assembled



Shown with DEFECO33HRP



ECO DEF Package

Large DEF Tank, 120V Pump, Digital Flow Meter, Auto Nozzle, 20' Delivery Hose.

*Optional 33' Hose Reel Pkg, Part No. DEFECO33HRP Available.

*Remote Fill is standard on 850+ Gallon Capacity ECO DEF Pkgs.

DEFECO205	205 Gallons	32"Dia. x 63"H Tank
DEFECO325	325 Gallons	36"Dia. x 81"H Tank
DEFECO500	500 Gallons	46"Dia. x 77"H Tank
DEFECO850	850 Gallons	54"Dia. x 94"H Tank
DEFECO1000	1,000 Gallons	64"Dia. x 81"H Tank
DEFECO1100	1,100 Gallons	60"Dia. x 97"H Tank
DEFECO1200	1,200 Gallons	64"Dia. x 97"H Tank
DEFECO1500	1,500 Gallons	64"Dia. x 115"H Tank
DEFECO2100	2,100 Gallons	85"Dia. x 100"H Tank



DEFPRO33HRP
Shown Inside
Dispense Cabinet



PRO DEF Packages (Insulated Dispense Cabinet)

Large DEF Tank, DEF Insulated Dispense Cabinet, Graco 120V Pump, Flow Meter, Auto Nozzle, and 20' Delivery Hose. *Remote Fill is standard on 850+ Gallon Capacity PRO DEF Pkgs. Optional 33' Hose Reel Pkg, Part No. DEFPRO33HRP & Optional 550w Electric Heater Part No. DEF550CH.

DEFPRO500	500 Gallons	46"Dia. x 77"H Tank
DEFPRO850	850 Gallons	54"Dia. x 94"H Tank
DEFPRO1000	1000 Gallons	64"Dia. x 81"H Tank
DEFPRO1100	1,100 Gallons	60"Dia. x 97"H Tank
DEFPRO1200	1,200 Gallons	64"Dia. x 97"H Tank
DEFPRO1500	1,500 Gallons	64"Dia. x 115"H Tank
DEFPRO2100	2,100 Gallons	85"Dia. x 100"H Tank



Dispense Package
Shown Inside Stainless
Steel Cabinet



Northern DEF Package (Heated & Insulated)

Bulk Insulated Polyethylene DEF Tank with Reinforced Tank Wrap, (1) 2" Bulkhead and (2) QD Valves. Inside the Lockable (Mounted to Tank) Stainless Steel Cabinet is the ULC TD10 115V Diaphragm Pump, Turbine Flow Meter, 25' Hose Reel, 650W Heater with Auto Thermostat, Digital Fluid Level Indicator, 2" Camlock Fill, Stainless Steel Auto Nozzle, Audible Overfill Alarm (Sounds at 85% Full) and Integrated Nozzle Holster. Requires 115V Circuit & 30 Amp Dedicated Breaker. Must be installed on level surface. On-Site Crash Protection is recommended. Additional requirements may be necessary depending upon local & state regulations.

Lockable Cabinet Dimensions add an additional 24"W x 25"D x 48"H

DEFPRO500B1N	500 Gallons	52"Dia. x 75"H Tank
DEFPRO750B1N	750 Gallons	52"Dia. x 105"H Tank
DEFPRO850B1N	850 Gallons	52"Dia. x 120"H Tank
DEFPRO1000B1N	1,000 Gallons	68"Dia. x 82"H Tank
DEFPRO1050B1N	1,050 Gallons	52"Dia. x 136"H Tank
DEFPRO1500B1N	1,500 Gallons	68"Dia. x 118"H Tank
DEFPRO2000B1N	2,000 Gallons	68"Dia. x 154"H Tank
DEFPRO2100B1N	2,100 Gallons	91"Dia. x 91"H Tank
DEFPRO3000B1N	3,000 Gallons	99"Dia. x 111"H Tank
DEFPROHR50B1N	Optional 50' Hose Reel	
DEFPRO2FB1N	Optional 2" Fitting Top of Tank for Monitoring System	
DEFPROPMB1N	Optional Pulse Meter	

Optional Immersion Heater for Extreme Temperatures. Please Inquire.

Bulk DEF Station

Double Walled, and Heated or Unheated DEF Storage & Dispense Stations



Heated DEF Stations

DEFSI396HPS	396 Gallons	68"L x 49"W x 95"H
DEFSI660HPS	660 Gallons	74"L x 58"W x 95"H
DEFSI1320HPS	1,320 Gallons	95"L x 79"W x 95"H

Unheated DEF Stations

DEFSI396PS	396 Gallons	68"L x 49"W x 95"H
DEFSI660PS	660 Gallons	74"L x 58"W x 95"H
DEFSI1320PS	1,320 Gallons	95"L x 79"W x 95"H

DEF Station Accessories

DEFSI25HR	DEF Hose Reel with 25' Hose 19" x 6" x 20"	
-----------	---	--

DEFSIPULSE	DEF Pulse Meter, 26gpm	
------------	------------------------	--

Specifications

- Polyethylene Construction with Lockable Door
- Built-In Secondary Containment with Interstitial Leak Detection
- Insulated Inner Tank
- In-Line Digital Meter
- Self-Priming Diaphragm Pump (9.2gpm)
- 15' Dispense Hose
- Stainless Steel Auto Nozzle
- Nozzle Docking Station
- Pneumatic Tank Level Gauge
- Visual & Audible Overfill Alarms
- DEF Dry Break, 2 1/2" Adapter, 150 Max PSI, 2" FNPT
- Ventilation System
- UL & CSA Certified Pump Assembly
- 120V AC / 60 Hz / 20 Amp Service
- Self-Resetting Thermal Protection
- 2" MNPT Inlet Connection
- Optional CSA Approved Heater (Rated to -40°F)



DEF Insulated Dispense Cabinet



The Fully Insulated DEF Dispense Cabinet has an Open Back for Multiple Installation Configurations.

The cabinet comes standard with an interior pump mount plate & power source. 26"W x 26"D x 64"H. Part No: DEFGRDC

Optional 500w Electric Heater Available Part No. DEF550CH

Optional Preassembled DEF Dispense Equipment Packages Available.



Shown with Standard Pump Mount Plate and Power Source



Shown with Optional Graco DEF Pump Pkg and 33' Hose Reel Pkg.



Shown with Optional 120V Super Pro DEF Pump Pkg.







Shown with Optional 120V Super Pro DEF Pump Pkg and 33' Hose Reel Pkg.

DEF Transfer Skids & Systems

	12V HD Truck Tank DEF Dispense Unit	
<p>The 12V HD Truck Tank Features a Forklift Ready, Powder Coated Steel Cage, Bulkhead Draw Kit, and a Graco 12V DEF Dispense Package (Includes 9.5gpm Pump, Flow Meter, Auto-Shut Off Gun, & 33' Hose Reel).</p>		
DEF32TTD	32 Gallons	21.5"L x 51"W x 25.5"H
 <p>50 Gallon 12V Shown</p>	12V DEF Skid with Battery Box, Charger and Graco DEF Dispense Package	
<p>The 12V DEF Skid Features Forklift Pockets and Removable 8" Casters (Optional), a Vented Commercial Grade Battery Box (Battery Not Supplied), On-Board Battery Charger, Battery Securement Strap, Single Bank 12V 4 AMP Charger, Charging Port Plug and a Graco 12V DEF Metered Dispense Package (Includes 9.5gpm Pump, Flow Meter, Auto-Shut Off Gun, & 33' Hose Reel).</p>		
DEFSK5012B	50 Gallons	46" x 48" Footprint
DEFSK10012B	100 Gallons	46" x 48" Footprint
 <p>100 Gallon 120V Shown</p>	120V DEF Skid with Gas Generator and Graco DEF Dispense Package	
<p>The 120V DEF Skid Features Forklift Pockets and Removable 8" Casters (Optional), a Compact 1050W Gas Generator and a Graco 120V DEF Metered Dispense Package (Includes Pump, Flow Meter, Auto-Shut Off Gun, & 33' Hose Reel).</p>		
DEFSK50120G	50 Gallons	46" x 48" Footprint
DEFSK100120G	100 Gallons	46" x 48" Footprint

High Volume DEF Transfer Equipment Designed to Transfer Intermediate Quantities of DEF

	Non-Metered DEF Transfer Cart	Weights & Measures DEF Transfer Carts
DEFSTCNM 30gpm Two-Wheel Dolly DEF Transfer System, Non-Metered. Stainless Steel 1 HP / 110V Self-Priming Pump. 1" x 10' Suction Hose and 1" x 20' Discharge Hose both with SS MNPT Ends. Manual Motor Starter with Overload Protection. Optional Transfer Couplings Available.		DEFSTC30GE1 30gpm Two-Wheel Dolly DEF Transfer System with Self-Priming Pump, 2.8 HP Gas Engine Weights & Measures Approved Meter, Mechanical Register, Ticket Printer, Air Eliminator, 1" x 10' Suction Hose and 1" x 20' Discharge Hose both with SS MNPT Ends. Optional Transfer Couplings Available.
	Metered DEF Transfer Cart	DEFSTC30EM1
DEFSTCM 30gpm Two-Wheel Dolly DEF Transfer System, with In-Line High Flow Digital Meter. Stainless Steel 1 HP / 110V Self-Priming Pump. 1" x 10' Suction Hose and 1" x 20' Discharge Hose both with SS MNPT Ends. Manual Motor Starter with Overload Protection. Optional Transfer Couplings Available.		30gpm Two-Wheel Dolly DEF Transfer System with Self-Priming Pump, 1.36 HP / 110V, Weights & Measures Approved Meter, Mechanical Register, Ticket Printer, Air Eliminator, 1" x 10' Suction Hose and 1" x 20' Discharge Hose both with SS MNPT Ends. Optional Transfer Couplings Available.
 Filter Assembly for DEF Transfer Cart. Part No. DEFSTCFA	 Micro-Matic Fill Coupler for DEF Transfer Cart. Part No. DEFSTCMMFC	 Quick Change Out Camlock Package For DEF Transfer Cart. Includes: (2) 1" Stainless Steel Ball Valves, (2) 2" Stainless Steel Female Couplers, (2) 2" Stainless Steel Male Adapters, (2) Stainless Steel Micro-Matic Fill Couplers, (1) 1.5" Poly Drumming Nozzle, & (1) 2" Poly Male Adapter. Part No. DEFSTCQFIT2

Premium Double Wall DEF Cubes

Heated, Extreme, Extreme Plus & Unheated Bulk Solutions for DEF



660 Gallon Cube Shown



1,320 Gallon Cube Shown

Premium Double Wall DEF Cubes, Not Heated

Features a DEF Cube Tank with TD10-120V Diaphragm Pump, Flow or Pulse Meter (Listed Below), 25' Hose Reel, Stainless Steel Auto Nozzle, and Lockable Hinged Lid.

DEF9050258B1	400 Gallon Cube with Pulse Meter, Not Heated	47"W x 45"L x 71"H
DEF9050266B1	660 Gallon Cube with Flow Meter, Not Heated	47"W x 71"L x 71"H
DEF90502610B1	660 Gallon Cube with Pulse Meter, Not Heated	47"W x 71"L x 71"H

Premium Heated Double Wall DEF Cubes

DEF Cube with All Above Features, and 400W Heater.

DEF9050253B1	400 Gallon Heated Cube with Flow Meter	47"W x 45"L x 71"H
DEF9050257B1	400 Gallon Heated Cube with Pulse Meter	47"W x 45"L x 71"H
DEF9050263B1	660 Gallon Heated Cube with Flow Meter	47"W x 71"L x 71"H
DEF9050267B1	660 Gallon Heated Cube with Pulse Meter	47"W x 71"L x 71"H
DEF9050281B1	1,320 Gallon Heated Cube with Flow Meter	95"W x 91"L x 71"H
DEF9050280B1	1,320 Gallon Heated Cube with Pulse Meter	95"W x 91"L x 71"H

Premium Heated Extreme Double Wall DEF Cubes

DEF Cube with All Above Features, and 400W Heater & 500W Probe Heater.

DEF90502510B1	400 Gallon Extreme Heated Cube with Flow Meter	47"W x 45"L x 71"H
DEF9050268B1	660 Gallon Extreme Heated Cube with Flow Meter	47"W x 71"L x 71"H

Premium Heated Extreme PLUS Double Wall DEF Cubes

DEF Cube with All Above Features, 400W Heater 500W Probe Heater, & Pulse Meter.

DEF90502511B1	400 Gallon Extreme PLUS Heated Cube with Pulse Meter	47"W x 45"L x 71"H
DEF90502611B1	660 Gallon Extreme PLUS Heated Cube with Pulse Meter	47"W x 71"L x 71"H

Portable Steel DEF Dispense Units

Fully Enclosed, Mobile, Heated, and Unheated Steel DEF Solutions



60 Gallon DEF Unit Shown

Portable Steel DEF Dispense Unit, Not Heated

Features a Steel DEF Dispense Unit with TD-12V Pump, 20' Dispense Hose and 4' Suction Hose with Detachable Steel Drum/Tote Bracket, Stainless Steel Auto Nozzle with Swivel & Integrated Nozzle Holder, and 4-Pin Closed System. Not Heated.










DEF9040202B1	20 Gallon Steel DEF Dispense Unit, Not Heated.	30"W x 18"L x 22"H
DEF9040602B1	60 Gallon Steel DEF Dispense Unit, Not Heated.	45"W 24"L 30"H
DEF9041002B1	100 Gallon Steel DEF Dispense Unit, Not Heated.	48"W 30"L 34"H

Portable Steel DEF Dispense Unit, Heated

Steel DEF Dispense Unit with All Above Features, and 20 vac 475W Heating System.

DEF9040604B1	60 Gallon Steel DEF Dispense Unit, Heated.	45"W 24"L 30"H
DEF9041004B1	100 Gallon Steel DEF Dispense Unit, Heated.	48"W 30"L 34"H

Portable DEF & Fuel Packages

Steel Diesel Fuel Tank & DEF System				Portable DEF Systems		
DSLSSW101L		100 Gallon Diesel Fuel Tank with Level Gauge and Vented Lockable Fill Cap.		Heavy-Duty Poly Tank with a Fully Enclosed Lockable Pump Cover & Recessed Hinge Pin, Built-In Handles, 12V Pump (9gpm), Auto Shutoff Nozzle, and 20' Delivery Hose.		
Compatible with DEF25E or DEF55E and Fill-Rite Fuel Pump Packages, see pg. 33.		Shown With Optional DEF25E and Fill-Rite Pump FR1210GA.		DEF25E	25 Gallons 32"L x 27"W x 20"H	
Portable DEF Cart		25 Gallon Cylindrical Tank on Steel Cart, Graco DEF Manual Hand Pump with 6' Hose and Manual Nozzle.		DEF55E	55 Gallons 32"L x 27"W x 29"H	
	DEFPC25GHP	25 Gallon Tank Cart Dims: 24"W x 38"H Tank Dims: 18"OD x 29"H		DEF75E	75 Gallons 51"L x 21"W x 31"H	
Diesel Fuel Carrytanks		Forklift Pockets, Molded Handles, Lockable Cover, 12V Pump (10 gpm), Auto Nozzle, 13' Delivery Hose & 13' Power Cable.		Portable Diesel Systems		
	DSL-AFT58	58 Gallons 36"L x 24"W x 25"H, 56 Lbs.			DSL55PTP	55 Gallons 32"L x 27"W x 30"H
	DSL-AFT106	106 Gallons 47"L x 32"W x 31"H, 118 Lbs. The Self Contained 10 Gallon DEF Tank DSL-DEF10 Nests Inside.			DSL75PTP	75 Gallons 51"L x 21"W x 31"H
	DSL-DEF10	Self Contained 10 Gallon DEF Tank Nests Inside the DSL-AFT106 Carrytank. Includes 12V Pump, 13' Hose & Nozzle.			DSL100PTP	100 Gallons 51"L x 21"W x 38"H
						

DEF Equipment

	Graco DEF Pump Packages			DEF Dispense Pedestal		
	DHG24V646	Metered Graco 12V Pump Package 9.5gpm with 20' Discharge Hose, 5' Suction Hose LD Auto Nozzle with Stainless Steel Spout, LD DEF Meter.		DEF90202814B1 w/ Flow Meter	Remote Pedestal with TD10-120V Diaphragm Pump, Meter, 20' Dispense Hose, 6' Suction Hose, Auto Nozzle 15"W x 15"D x 54"H	
	DHG24V641	Metered Graco 120V Pump Package 9gpm with 20' Discharge Hose, 5' Suction Hose LD Auto Nozzle with Stainless Steel Spout, LD DEF Meter.		DEF90202818B1 w/ Pulse Meter		
DHG24V645	Non Metered Graco 120V Pump Pkg 9gpm with 20' Discharge Hose, 5' Suction Hose LD Auto Nozzle with Stainless Steel Spout. Non-Metered.		DEF Dispense Pedestal with Reel & 25' Hose			
	DEFGHP	Graco DEF Hand Pump with Ext. Hose 11oz/Stroke. Includes Integrated 2" Bung Adapter and Adjustable Telescoping Down-Tube	DEF90202822B1 w/ Flow Meter	Remote Pedestal with TD10-120V Diaphragm Pump, Meter, 25' Hose Reel, Auto Nozzle 26 1/4 "W x 15"D x 54"H		
			DEF90202823B1 w/ Pulse Meter			
	DEF Pumps & Pump Packages		DEF Meters			
	DEFS120VSP	120V Super Pro DEF Pump Package Includes 10 GPM Pump, 20' Dispense Hose, Meter, Filter, Stainless Steel Nozzle, and Coupler.	DHG127663	Graco DEF LD In-Line Turbine Meter		
	FF51505-D	Hand Operated 3 Vane Rotary Hand Pump for DEF, 8GPM. Fits 55 Gallon Drum. Includes Pump Housing, Handle, 5' Hose, Relief Spring, Tether with Plug and Static Line, 3 Draw Tubes, and Bung Adaptor.		DEFTNOXPM		
			DEF Nozzles			DEFPAN
	FHT1050-015	Universal 1:1 Pneumatic Pump Includes Air Regulator, Down Tube, 10' Hose, Manual Nozzle. Use with DEF, Oil, Coolant, Washer Fluid, Water.	DEFPMN	DEF Nozzle, Manual, Poly		
			DEF Components			DEFMMKIT1
	DEF Hose Reels, Packages & Hoses			NPT2B	Buttress 2" FNPT to 2" MNPT	
	DEFPRO33HRP	33' Hose Reel Package for PRO DEF Includes 33' Hose Reel, Mounting Bracket and All Plumbing and Hardware. Installed in the PRO DEF Dispense Cabinet.		DEFRSVT39	RSV Down Tube 39"	
DEFECO33HRP	33' Hose Reel Package for ECO DEF Includes 33' Hose Reel, Mounting Bracket, All Plumbing and Hardware. Installed on the ECO DEF Tank.		DEFRSVT59	RSV Down Tube 59"		
	DEF33REEL	Hose Reel 3/4" x 33' Hose		DEFRSVFC	RSV Fill Coupler	
				DEFRSVDCB	RSV Dispense Valve w/ Barbed Fitting	
	DEF50REEL	Hose Reel 3/4" x 50' Hose		DEFRSVV	RSV Stainless Valve Buttress Thread	
				DEFRSVVBSP	RSV Stainless Valve BSP (Fine) Thread	
	34DEFFT	Hose, Black, 3/4"ID Per Foot		DEFVB	Vent 2 Way Vacuum Style	

TransCube & FuelCube Fuel Tanks

Refuel Machinery On-Site with Transportable Double Wall Tanks



TransCube Cab & Trailer



TransCube Global



FuelCube

TransCube Cab & TransCube Global Standard Tank Fittings

- Fluid Level Gauge
- 2" Fusible Link Fill Port
- 3" Fill Point
- Pressure/Vacuum Vent
- Breather Vent
- Engine Feed & Return Port Set
- 1" Pump Feed w/ Flexible Dip Pipe, Strainer & Non-Return Valve

FuelCube Standard Tank Fittings

- 1" Pump Feed
- Vent
- Fill Cap

TransCube Cab & Trailer

Features a Large Lockable Cabinet That Secures All Equipment and Ports, Including a Hose Reel. DOT Approved Trailer with Backlights and Electric Brakes.

DSL10TCGCABTR	258 Gallon	75"W x 144"L x 72"H
DSL20TCGCABTR	483 Gallon	85"W x 168"L x 73"H
DSL27TCGCABTR	787 Gallon	98"W x 192"L x 75"H

TransCube Cab

Features a Large Lockable Cabinet That Secures All Equipment and Ports, Including a Hose Reel.

DSL10TCGCAB	258 Gallon	61"W x 46"D x 52"H
DSL20TCGCAB	483 Gallon	91"W x 47"D x 52"H
DSL27TCGCAB	787 Gallon	61"W x 69"D x 52"H

TransCube Global

Features a Lockable Cabinet That Secures Equipment and Ports, with Hose Access.

DSL05TCG	132 Gallons	46"W x 46"D x 34"H
DSL10TCG	251 Gallons	46"W x 46"D x 52"H
DSL20TCG	552 Gallons	91"W x 46"D x 52"H
DSL30TCG	787 Gallons	91"W x 61"D x 52"H
DSL40TCG	1,056 Gallons	91"W x 91"D x 45"H
DSL50TCG	1,242 Gallons	91"W x 91"D x 52"H

FuelCube

Features a Lockable Cabinet That Secures Equipment and Ports, with Hose Access.







DSL250FPC	243 Gallons	45"W x 45"D x 51"H
DSL500FPC	528 Gallons	87"W x 45"D x 51"H
DSL1000FPC	1,016 Gallons	91"W x 87"D x 47"H

TransCube and FuelCube Accessories

	DSLWG25R	Hose Reel	3/4" x 25' Hannay Spring Retractable Hose Reel with Soft-Walled Hose and Hose Stop. Requires Hose Reel Mounting Bar Kit	
	DSLMBK045	Hose Reel Mounting Bar Kit	Fits TransCube DSL20TCG , FuelCube DSL250FPC or DSL500FPC .	
	DSLMBK045T		Fits TransCube DSL05TCG and DSL10TCG .	
	DSLMBK060		Includes 2 Galvanized Rails & Hardware	Fits TransCube DSL30TCG .
	DSLMBK086		86". Fits TransCube DSL40TCG (width) or FuelCube DSL1000FPC .	
DSLMBK090	Fits TransCube DSL40TCG (length), DSL50TCG or FuelCube DSL1000FPC .			
	DSL150S	12V / 15GPM Standard Pump Kit	3/4" Pump Kit Includes Mounting Kit, Inlet Fittings, 12' Hose & Auto Nozzle. 18"W x 18"D x 12"H, 40 Lbs.	
	DSL1115	115V / 12GPM Standard Pump Kit		
	DSL150D	12V / 15GPM Deluxe Pump Kit	3/4" Pump Kit Includes Mounting Kit, Inlet Fittings, 12' Hose, Auto Nozzle, Inline Meter, Swivel & Particle Filter Kit. 24"W x 18"D x 13"H, 50 Lbs.	
	DSL1115D	115V / 12GPM Deluxe Pump Kit		
	DSL868001343	Rochester Fuel Level Gauge	Use with FuelCube DSL250FPC & DSL500FPC .	
	DSL868001025		Use with FuelCube DSL1000FPC .	
	DSLPWK03016	Filter, 30 Micron	Particulate & Water Filter Kit, 30 Micron 1" Input/Output (25GPM) 1 3/8" Filter Thread.	

FLO-FAST Systems & Accessories

Ultra-Durable Fluid Transfer for DEF, Fuel, Oil & Most Chemicals.

	System with Cart, 10" Tires, Containers & Pump Kit *FF31015-Y Shown					
	FF31015-R	With (1) 15 Gal Container (Red)	FF31015-D	With (1) 15 Gal Container for DEF		
	FF31015-N	With (1) 15 Gal Container (Natural)	FF31027-N	With (2) 7.5 Gal Containers (Natural)		
	FF31015-Y	With (1) 15 Gal Container (Yellow)	FF31027-D	With (2) 7.5 Gal Containers for DEF		
	System with Cart, 12" Tires, Containers & Pump Kit *FF31045-R Shown					
	FF31020-R	With (1) 15 Gal Container (Red)	FF31030-N	With (2) 7.5 Gal Containers (Natural)		
FF31020-N	With (1) 15 Gal Container (Natural)	FF31030-D	With (2) 7.5 Gal Containers for DEF			
FF31020-Y	With (1) 15 Gal Container (Yellow)	FF31045-R	With (2) 10.5 Gal Containers (Red)			
FF31020-D	With (1) 15 Gal Container for DEF	FF31045-N	With (2) 10.5 Gal Containers (Natural)			
		FF31045-Y	With (2) 10.5 Gal Containers (Yellow)			
	Vented Flo-Fast Containers with Bottom Handles & Fluid Level Indicators 7.5 Gallon 11.5" x 11" x 25"H, 10.5 Gallon 11.5" x 11" x 32"H, and 15 Gallon 14.5" x 15" x 27"H					
	FF75001	7.5 Gallon - Red	FF10504	10.5 Gallon - Yellow		
	FF75003	7.5 Gallon - Natural	FF10503-D	10.5 Gallon - Use with DEF		
	FF75003-D	7.5 Gallon - Use with DEF	FF15501	15 Gallon - Red		
	FF10501	10.5 Gallon - Red	FF15503	15 Gallon - Natural		
	FF10503	10.5 Gallon - Natural	FF15504	15 Gallon - Yellow		
	FLO-FAST Versa Carts					
	FF60605	Features Foam Filled Tires, Telescoping Handle and Steel Detachable Load Plate	10" Tires. Use w/ (1) 15 Gal Container			
	FF60607		10" Tires. Use w/ (2) 7.5 Gal Containers *Shown Left			
	FF60615		12" Tires. Use w/ (1) 15 Gal Container			
	FF60617		12" Tires. Use w/ (2) 7.5 Gal Containers			
	FF60620		12" Tires. Use w/ (2) 10.5 Gal Containers *Shown Right			
	Professional Series Pump Kits, 8GPM			Accessories		
	FF55100	8GPM. For FLO-FAST Containers. With Pump Housing, Cap, Main Draw Tube, Handle, 5' Hose, Relief Spring, Tether w/ Plug/Static Line, & Draw Tube.		FF40315	Hose Extension Kit. Includes 3/4"ID x 5' Hose, Aluminum Union and (2) Hose Clamps.	
	FF51505	8GPM For 55 Gallon Drums. With Pump Housing, Handle, 5' Hose, Relief Spring, Tether w/ Plug/Static Line, 3 Draw Tubes, & Bung Adaptor.		FF40404	Drum Extractor Extension Kit. Includes 18" Aluminum Tube & Hose Clamp. Fits 3/4" ID Hose.	
	FF55100-D	DEF Professional Series Pump Kit For FLO-FAST Containers. Use with Diesel Exhaust Fluid.		FF80801	Adapter, Course Thread, Fits 2" Standard Bung	
		FF51505-D		DEF Professional Series Pump Kit. For 55 Gallon Drums. Use with Diesel Exhaust Fluid.		FF80850
				Pour Spouts Includes Hose, Cap, Stainless Steel Clamp, Dust Plug and Cable Tether.		FF90901
FF70710		5/8"ID x 7/8"OD x 16"L Hose		FF80020	Cap with Internal O-Ring.	
FF70715		3/4"ID x 1"OD x 16"L Hose		FF40410	Funnel Kit w/ 10.5" Flip-Top Cap, 40 Micron Screen, and 3" Base Opening.	
FF70720		1"ID x 1 1/4"OD x 16"L Hose				
FF70715-D	For DEF. 3/4"ID x 1"OD x 16"L Hose		FF60655	Shelf for Versa Cart with Holder for Cap/Tools.		

Industrial Ergo Handheld Sprayers

This Sprayer will work in any position, even with the tank facing up.








Industrial Ergo Sprayers are Ideal for Detailing, Cleaning & Antibacterial Disinfecting.

They are acid resistant and constructed with top-of-the-line o-rings and seals. Located on top of the pump nozzle is a storage compartment to secure extra caps and nozzles. They feature a locking trigger position, and the nozzles have smooth adjustment of the spray angle. The internal hoses are reinforced for resistance to pressure, bending, or cracking.



	ERGO™ 1000	ERGO™ 1500	ERGO™ 2000	ERGO™ 3000
Total Capacity	55.82 oz.	71.04 oz.	81.15 oz.	118.34 oz.
Working Capacity	33.81oz.	50.72 oz.	67.62 oz.	101.44 oz.
Pressure	58 psi	58 psi	58 psi	58 psi
Weight	1.10 lbs	.90 lb	1.21 lbs	1.34 lbs
Height	10.15"	10.86"	12.12"	13.38"

Rack Tanks & Stackable Tanks

	15 Gallon Rack Tanks			
	T15-1	Translucent Rack Tanks with sloped bottom, manufactured from UL rated food-grade polyethylene. Features 2' angled fill port, 3/4" polyethylene valve, (2) molded front inserts to secure aluminum handles (included) and optional placard kit. 14.4"W x 20"D x 18.75"H		
	Rack Tanks with Powder Coated Steel Bases			
	T15-B1	(1) Tank, Includes Valve & Aluminum Handles (not shown). 14.4"W x 20"D x 18.75"H		
	T15-B2	(2) Tanks, Includes Valves & Aluminum Handles (not shown). 29"W x 20"D x 18.75"H		
	T15-B3	(3) Tanks, Includes Valves & Aluminum Handles (not shown). 44"W x 20"D x 18.75"H		
T15-B4	(1) Tanks, Includes Valves & Aluminum Handles (not shown). 58"W x 20"D x 18.75"H			
	Castered Rack Tank Systems			
	T15-CR4	(4) Tanks with Valves & Aluminum Handles on Castered Powder Coated Steel Base with 2 Welded Shelves. Load capacity of 540 lbs. 33.5"W x 30"D x 66"H.		T15-CR8 (8) Tanks with Valves & Aluminum Handles, on Castered Powder Coated Steel Base with 2 Welded Shelves. Load capacity of 540 lbs. (Aluminum Handles not shown in photo). 63"W x 30"D x 66"H.
	6.5 Gallon Stackable Tanks			
	T6.5-1	Features a sloped bottom for gravity feed dispense, (4) molded feet on tank bottom & (4) pockets on the top of the tank to secure stacking. Includes molded handles, front inserts for optional placard, 2" top fill port and 3/4" polyethylene valve. The translucent tanks are manufactured from UL Rated food grade polyethylene. 11.9"W x 16.5"D x 10"H.		
	Rack Tank & Stackable Tank Accessories			
	PLAC58	Placard Kit Includes Hardware		HANDLE6 Aluminum Handle Includes Hardware

Cylindrical System & Components



205 Gallon Gravity Feed System

Part No.: C205-1
Includes: 205 Gallon Tank, 24"H Stand (CS32), Drip Tray Assy and Gravity Feed Kit.
Fully Assembled Dimensions: 32"W x 42"D x 90"H.

205 Gallon Tank Construction

Tank Dimensions: 32"OD x 63"H.
Tank Openings: (2) 2" Top and (1) 1" Bottom Outlet.

- Constructed from UL Rated Food-Grade Polyethylene Resins
- Extra Strength Ribbed Side Walls
- Visual Inventory of Fluid Levels

Stands & Drip Trays		
	CS18	Steel Stand, 24"H x 18"OD
	CS23	Steel Stand, 24"H x 23"OD
	CS28	Steel Stand, 24"H x 28"OD
	CS30	Steel Stand, 24"H x 30"OD
	CS32	Steel Stand, 24"H x 32"OD
	CS36-300	Steel Stand, 24"H x 36"OD
	CSVT16028ST	Steel Stand, 30"OD x 24"H
	CSVT26531ST	Steel Stand, 33"OD x 24"H
	CSVT30035ST	Steel Stand, 37"OD x 36"H
	CSVT2831STP	Poly Stand 39"OD x 24"H
	CSVT52FF	Foam Filled Stand 52"OD x 36"H
	DTHC	Drip Tray Assy Includes Pan, Screen, Frame
	DPTHC	Drip Tray Frame Steel

Double Walled Cylindrical Tanks



Part No.	Gallon Capacity	OD	HT	Top Lid
CDW65A	65	29"	44"	16"
CDW120A	120	36"	50"	16"
CDW150A	150	36"	60"	16"
CDW300A	300	58"	45"	16"
CDW500A	500	57"	69"	16"
CDW1000A	1000	77"	82"	16"
CDW1500A	1500	77"	119"	16"
CDW2000A	2000	102"	97"	16"
CDW2500A	2500	102"	119"	16"

Optional Fittings

Standard 2" polypropylene fitting with santoprene gasket & 316 stainless steel compression rings. Factory installed, not sold separately. Consult Fluidall regarding fitting and gasket options.

CDWTA19557A	1" Fitting
CDWTA19563A	2" Fitting
CDWTA19569A	3" Fitting

Waste Coolant Tanks




	Part No.	C160FTAWC		Part No.	C325FTAWC
	Capacity	160 Gallons		Capacity	325 Gallons
	Dimensions	28"OD x 67.5"H		Dimensions	36"OD x 81.25"H
	Weight	56 Lbs.		Weight	92 Lbs.
Opening: 1"MNPT, 2" MNPT Fitting and 8" Lid. There is NOT a Bottom Bulkhead.					






Cylindrical Tanks

Part No.	Gallon Capacity	OD	HT	Top Opening	Outlet Size	Part No.	Gallon Capacity	OD	HT	Top Opening	Outlet Size
C10A	10	12"	25"	8"	3/4"	C1000A	1,000	64"	81"	16"	2"
C20A	20	16"	28"	8"	3/4"	C1050A	1,050	86"	54"	16"	2"
C25A	25	18"	30"	5"	3/4"	C1100E	1,100	60"	96"	16"	2"
C40A	40	18"	43"	5"	3/4"	C1200A	1,200	64"	97"	16"	2"
C55A	55	20"	47"	5"	1"	C1350A	1,350	86"	65"	16"	2"
C55FTA	55	23"	38"	8"	1"	C1500A	1,500	64"	115"	16"	2"
C65A	65	23"	42"	5"	1"	C1500-86A	1,500	86"	69"	16"	2"
C75FTA	75	23"	50"	7"	1"	C1525A	1,525	64"	122"	16"	2"
C100-28FTA	100	28"	45"	7"	1"	C1650A	1,650	86"	74"	16"	2"
C100FTA	100	23"	64"	8"	1"	C2000A	2,000	64"	156"	16"	2"
C105FTA	105	23"	65"	7"	1"	C2000-90A	2,000	90"	84"	16"	2"
C110A	110	32"	41"	5"	2"	C2050A	2,050	86"	93"	16"	2"
C130FTA	130	32"	46"	8"	1"	C2150A	2,150	102"	71"	16"	2"
C135A	135	23"	82"	16"	1"	C2500A	2,500	90"	103"	16"	2"
C135FTA	135	28"	59"	8"	1"	C3000A	3,000	90"	120"	16"	2"
C145FTA	145	36"	40"	8"	1"	C3100A	3,100	102"	103"	16"	2"
C160FTA	160	28"	68"	8"	1"	C3400A	3,400	102"	107"	16"	2"
C175FTA	175	31"	61"	8"	1 1/2"	C4000A	4,000	96"	140"	16"	2"
C200FTA	200	36"	53"	8"	1 1/2"	C4200A	4,200	96"	148"	16"	2"
C205	205	32"	63"	(2) 2"	1"	C4995A	4,995	142"	90"	16"	3"
C210FTA	210	40"	49"	5"	2"	C5000A	5,000	102"	156"	16"	3"
C225FTA	225	31"	76"	8"	1 1/2"	C5150A	5,150	102"	161"	16"	3"
C250FTA	250	36"	62"	8"	1 1/2"	C6250A	6,250	102"	194"	16"	3"
C265FTA	265	31"	88"	8"	1 1/2"	C6500A	6,500	120"	152"	16"	3"
C295FTA	295	42"	55"	16"	2"	C7000A	7,000	142"	125"	16"	3"
C300A	300	42"	55"	8"	2"	C7800A	7,800	120"	176"	16"	3"
C300FTA	300	35"	81"	8"	2"	C8000A	8,000	120"	180"	16"	3"
C325FTA	325	36"	81"	8"	2"	C9150A	9,150	120"	203"	16"	3"
C405A	405	52"	48"	8"	2"	C9500A	9,500	120"	213"	16"	3"
C420FTA	420	42"	75"	16"	2"	C10500A	10,500	142"	177"	16"	3"
C425A	425	42"	75"	8"	2"	C12500A	12,500	142"	208"	16"	3"
C500FTA	500	46"	77"	8"	2"						
C505A	505	46"	80"	16"	2"						
C550A	550	52"	66"	8"	2"						
C600A	600	46"	91"	16"	2"						
C625A	625	64"	50"	8"	2"						
C800A	800	46"	118"	16"	2"						
C850FTA	850	54"	94"	8"	2"						
C900A	900	46"	132"	16"	2"						









Graco Pneumatic Pumps & Packages

	Pneumatic Pump Packages	
	FHG24K834	3:1 LD Pump, 35' SD Reel, EM Manual Meter, Air Pressure Regulator
	FHG24K797	3:1 LD Pump, 50' SD Reel, EM Manual Meter, Air Pressure Regulator
	FHG24K777	3:1 LD Pump, 50' SD Reel, LDP5 Preset Meter, Air Pressure Regulator
	FHG24V207	3:1 LD Pump, 75' SD Reel, EM Manual Meter, Air Pressure Regulator
	FHG24V208	3:1 LD Pump, 75' SD Reel, LDP5 Preset Meter, Air Pressure Regulator
	FHG24K798	5:1 LD Pump, 50' SD Reel, EM Manual Meter, Air Pressure Regulator
FHG24K796	5:1 LD Pump, 50' SD Reel, LDP5 Preset Meter, Air Pressure Regulator	
	Fire-Ball Pump Packages	
	FHG224541	5:1 Fire-Ball 300 Pump, 50' SD Reel, SDM5 Manual Meter, Air Pressure Regulator
FHG244038	5:1 Fire-Ball 300 Pump, 50' SD Reel, SDP5 Preset Meter, Air Pressure Regulator	
	Pneumatic Pumps	
	FHG24G576	3:1 LD Series Pump with Bung Adapter
	FHG24G588	5:1 LD Series Pump with Bung Adapter
FHG203876	5:1 Fire-Ball 300 Pump	
	Side Mount Shelf Packages	
	SMTS-PKM	Non-Preset SMTS Package For 42" Tote-A-Lube Tanks 3:1 LD Pump, 50' SD Reel, EM Manual Meter, Air Pressure Regulator, 3 Way Brass Ball Valve, Gun Holder (Tank Mount), SMTS Shelf, Hoses and Components
SMTS-PKP	Preset SMTS Package For 42" Tote-A-Lube Tanks 3:1 LD Pump, 50' SD Reel, LDP5 Preset Meter, Air Pressure Regulator, 3 Way Brass Ball Valve, Gun Holder (Tank Mount), SMTS Shelf, Hoses and Components	














Graco Dispense Equipment

Double Diaphragm Pumps		Hose Reels	
	FHG241906	Husky 716 Air Operated Double Diaphragm Pump with 3/4" Connection. 15 gpm.	
	FHG647016	Husky 1050 Air Operated Double Diaphragm Pump with 1" Connection & Aluminum Housing. 50 gpm.	
Oil Tap Packages			
	FHG222602	1:1 Fast-Ball Pump, Non-Metered Dispense Kit, Regulator Assy, 6' Hose, Bung Adaptor	FHGHPM33D SD Series Reel 1/2" x 35' Hose
			FHGHPM65B SD Series Reel 1/2" x 50' Hose
			FHGHSMC8B SD Series Reel 1/2" x 75' Hose
			FHGHSMD5B XD Series Reel 3/4" x 50' Hose
			FHGHPM65B Graco SD Series Air & Water Reel 1/2" x 50' Hose, 300 PSI

Graco Dispense Meters

	FHG25C903	EM Series Manual Meter Rigid Extension, 8gpm		FHG255801	SDM15 Manual Flexible Extension, 14gpm
	FHG256216	LDP5 Preset Rigid Extension, 5gpm		FHG24V052	SD Series Mechanical Meter Preset Rigid Extension, 8gpm
	FHG258694	LDP5 Preset Flexible Extension, 5gpm		FHG24V037	SD Series Mechanical Meter Manual Rigid Extension, 8gpm
	FHG25M404	SDM8 Manual Rigid Extension, 8gpm		FHG24V034	SD Series Mechanical Meter Manual Flexible Extension, 8gpm
	FHG26C384	SDP8 Preset Rigid Extension, 8gpm		FHG247718	Control Valve Rigid Extension 20gpm
	FHG26C356	SDP18 Preset Rigid Extension, 18gpm			


Samson Pump Packages & Equipment

Pneumatic Pump Packages		Pneumatic Pumps			
	FHS1100OPP	PumpMaster 2 3:1 Samson PumpMaster Oil Pump with 50' Reel, Preset Meter, Air Pressure Regulator		FHS353120	PumpMaster 2 3:1 Samson Universal Oil Pump with Bung Adapter
	FHS1100OPM	PumpMaster 2 3:1 Samson PumpMaster Oil Pump with 50' Reel, Non-Preset Meter, Air Pressure Regulator	Dispense Equipment		
	FHS900340	PumpMaster 2 3:1 Samson Oil Pump with 2" NPTM Bung Adapter. Package includes 30' 506 Series Reel, EC8 Meter, Air Regulator, Quick Air Coupler and Nipple.		FHS504250	504 Series Hose Reel with 1/2" x 50' Hose
	FHS900341	PumpMaster 2 3:1 Samson Oil Pump with 2" NPTM Bung Adapter. Package includes 40' 1400 Series Medium Pressure Reel, EC8 Meter, Air Regulator, Quick Air Coupler and Nipple.		FHS506222	506 Series Hose Reel with 1/2" x 50' Hose
	FHS900542	PumpMaster 4 5:1 Samson Oil Pump with 2" NPTM bung adaptor. Package includes 50' 504 Series Reel, EC8 Meter, Air Pressure Regulator, Quick Air Coupler and Nipple.		FHS365300	Electronic Preset Meter, Rigid Ext., 4GPM
	FHS900543	PumpMaster 4 5:1 Samson Oil Pump with 2" NPTM bung adaptor. Package includes 50' 504 Series Reel, Preset Meter, Air Pressure Regulator, Quick Air Coupler and Nipple.		FHS365536	Electronic Non-Preset Meter, Rigid Ext., 8GPM
	FHS900544	PumpMaster 4 5:1 Samson Oil Pump with 2" NPTM bung adaptor. Package includes 50' 504 Series Reel, Preset Digital Meter, Air Pressure Regulator, Quick Air Coupler and Nipple.		FHS970	Air Regulator, 1/4" with Gauge




Diesel Fuel Pumps & Packages

	FR1210GA	12V DC Fill-Rite Pump, 15 GPM 3/4" x 12' Hose, 3/4" Automatic Nozzle (Unleaded Spout and Red Cover), 5' Ground Wire, 18' 12 Gauge 2 Wire Battery Cable, Telescoping Steel Suction Pipe (20" to 34 1/2").		FR701VA	115V AC 60 Hz Fill-Rite Pump, 15 GPM 3/4" x 12' Hose, 3/4" Automatic Nozzle (unleaded spout and red cover), 807C Gallon Meter.
	FR4210GB	12V DC High Flow Fill-Rite Pump, 20 GPM 1" x 12' Hose, 1" Ultra High Flow Automatic Nozzle (Truck Stop Spout and Red Cover), 5' Ground Wire, 18' 12 Gauge 2 Wire Battery Cable, Telescoping Steel Suction Pipe (20" to 34 1/2").		FR710VB	115V AC 60 Hz High Flow Fill-Rite Pump, 19 GPM 1" x 18' Hose, 1" Ultra High Flow Automatic Nozzle (Truck Stop Spout and Red Cover).
	FRTCB	Venting Pressure Tank Cap with 2" Base Pressure Part of Cap Opens at 2.5 PSI. Venting Part of Cap Opens at 1 1/2 Ounces When Pump is Operating.		FR1200-KTF7018	18 GPM, 10 Micron Particulate Filter Kit. Contains a 3/4" Street Elbow, Particulate Filter, and Filter Head Kit. NPT Threads.












Specialty Pumps & Packages

	Anti-Freeze/Washer Fluid Pump Packages			Universal Pumps	
	FHS1000CP	Samson 1:1 Pump, 50' Hose Reel, Non-Metered Control Handle, Air Pressure Regulator.		WFG223695	Evacuation Pump Kit Includes 716 Diaphragm Pump, Mounting Kit, & (4) Interchangeable Suction Wands. 15" L, OD Options: 3/16", 1/4", 3/8", 1/2".
	Electric Pumps				
	FHPE7P	Viscomat 70 Vane Pump 120 Volt, 7gpm w/ Mounting Plate & Adj. Bypass Valve.		FHT1050-015	Universal 1:1 Pneumatic Pump with Air Regulator, Down Tube, 10' Hose, Manual Nozzle. Use with DEF, Oil, Coolant, Washer Fluid, Water.
	FHPE7PTP	Viscomat 70 Vane Pump IBC Kit with SST Mounting Plate, Manual Nozzle, Nozzle Holder, 13' Delivery Hose, 6.5' Suction Hose.			

Grease Pump Packages & Accessories

Stationary Packages		Portable Packages		Dispense Accessories	
	GHG225014 Fits 120 Lb. Drum, Dispense Gun NOT Included. Features 50:1 Fire-Ball 300 Pump for Grease Kegs, Hose Kit, Cover & Follow Plate. Requires Air Regulator FHG109075.		GHG225006 Fits 120 Lb. Drum. Includes Dispense Gun, Portable Base. Features 50:1 Fire-Ball 300 Pump for Grease Kegs, Dispense Kit, Cover & Follow Plate. Requires Air Regulator FHG109075.		GHG222070 12' Grease Hose Kit Use with Fire-Ball 300. Includes Air Coupler, Air Nipple, Grease Dispense Valve & Z-Swivel.
	GHG225016 Fits 400 Lb. Drum, Dispense Gun NOT Included. Features 50:1 Fire-Ball 300 Pump for Grease Kegs, Hose Kit, Cover & Follow Plate. Requires Air Regulator FHG109075.		GHG225026 Fits 120 Lb. Drum. Includes Dispense Gun, 2-Wheel Roll-Around Cart. Features 50:1 Fire-Ball 300 Pump for Grease Kegs, Dispense Kit, Cover & Follow Plate. Requires Air Regulator FHG109075.		GHG222383 25' Grease Hose Kit Use w/ Portable Pkgs powered by Fire-Ball 300 or Mini Fire-Ball 225. Includes Air Coupler, Air Nipple, Grease Dispense Valve & Z-Swivel.
	GHG222245 Fits 120 Lb. Drum. Includes Dispense Gun, Hold Down Kit and 2-Wheel Roll-Around Cart. Features 50:1 Fire-Ball 300 Pump for Grease Kegs, Dispense Kit, Cover & Follow Plate. Requires Air Regulator FHG109075.	GHG222072 LD Pump Grease Hose Kit 1/4" x 6' Grease Hose, 3/8" x 6' Air Hose, and Fittings.			
		GHG242056 High Pressure, HD Valve 1/4" NPT Inlet w/ Coupler & Extension. Handles up to NLGI #2 Grease.			



























Dispense Containers and Funnel Kits

	Oil Safe Dispense Container						OTL24970 Spill-Free Coolant Funnel Kit Enables unattended filling. Has cap for VW, Audi and Porsche overflow tanks w/ threaded caps, and colored adapters for quick ID. 7"W x 9"D x 7"H		
	Industrial Grade Drum	OSD5	5 Litre Drum	OSD10	10 Litre Drum		Oil Safe Lid	OSL12	12mm Nozzle
	Oil Safe Hose	OSH12	12mm Nozzle, 12"L	OSH25	25mm Nozzle, 9"L		OTL19342 Multi-Application Funnel 1.6 qt. translucent funnel with (7) color-coded adapters & 45° elbow. 6.5"W x 5.5"D x 7.25"H		
	Metal Containers with Flexible Spout							OTL19802 Threaded Super Funnel Threaded large section. Small funnel fits small areas (transmission filler holes). 4.75"OD x 15.5"H	
	Recessed Bottom Fully Drains, Rolled Edge, Thumb Op. Valve, Flexible 14" Metal Spout with 1/2"OD Tip.					OTP75668		8 Quart, 11.5"H	
	Economy Grade Container						OTL19832 Translucent Funnel with Cap Polypropylene 1.6 qt. with 4" opening, with lid and spout cap. 6.5"W x 15.25"H		
	Translucent Polyethylene Container with Flexible 8" Spout, Spout Lid & Cap, Fluid Level Markings in Qt./L.						OTL19702	8 Quart, 15.5"H	
							WOTTF4048 Tote-Top Mega Funnel Removable Screen. Fits 48" x 40" IBC.		








Oil Bars & Dispense Accessories

	Oil Bars			Air Pressure Regulators	
	OT2	Oil Bar, Double Dispense Valves Removable Drip Tray 31"W x 15"D x 24"H		FHG24H420	Mini, 1/4" with 3/8" Adapter.
	OT3	Oil Bar, Triple Dispense Valves Removable Drip Tray 31"W x 15"D x 24"H		FHG109075	3/8" with Gauge.
	OT2M	Metered Oil Bar, Double Dispense Valves Removable Drip Tray 31"W x 15"D x 24"H		FHG110147	1/4" with Gauge. For Husky 515 DDP
	OT3M	Metered Oil Bar, Triple Dispense Valves Removable Drip Tray 31"W x 15"D x 24"H	FHG244844	1/2" with Gauge. For Husky 1050 DDP	
	Side Mount Dispense		Misc. Accessories		
	SMTS-PK	Pump/Reel Shelf Kit 3 Way Brass Ball Valve, Tank Mount Gun Holder, Pump/Reel Shelf, Hoses & Components. Dispense Pkg. NOT Included.	FHG24F910	Bracket, Wall Mount For Graco LD Pumps	
	SMTS	Pump/Reel Shelf (Steel) Use w/ 42" Tote-A-Lube Tanks	FHWMPKIT1	Wall Mount Kit 8' Hose, Bracket, 90° Elbow. For Graco LD Pumps.	
	SMTPB-PK	Pump Shelf Kit 3 Way Brass Ball Valve, Pump Shelf, Hoses and Components. Dispense Package NOT Included.	FFUIY5502-F1616	90° Steel Elbow for Graco Pumps	
	SMTPB	Pump Shelf (Steel) Use w/ 42" Tote-A-Lube Tanks	FHG222308	Bung Adapter For Fire-Ball 300 Pump with Hardware	
	SMRS	Universal Side Shelf, Steel for 32" Tanks Mounts (1) Pump & (1) Reel	FHDKDGH	Gun Holder Tank Mount	
	SMRL	Universal Side Shelf, Steel for 42" Tanks Mounts (1) Pump & (1) Reel	FHBVN100	Banjo 1" Polypro Nozzle , Rigid Extension, 40gpm	
	SMRLSS	Universal Side Shelf with (2) Legs , Mounts (2) Pumps & (2) Reels. 42"L x 36"H. Use with 32" Tote-A-Lube Tanks	FHG120581	4-Way Evac Valve 1" NPT, 200 PSI, 4.75"	
	Top Mount Dispense		FHG24J495	Graco Air/Oil Hose Kit 6' x 3/8" Air Hose, 6' x 1/2" Oil Hose, with Adapter and Swivel	
	HRP-C	Hose Reel Plate Use with T120, T130, T180, T240 or T330	FH1202MM	Hose, 2' with 1/2"M Swivel & 1/2"M Fixed	
	HRP-CD	Diaphragm Pump & Reel Plate , Use with T120, T130, T180, T240 or T330	FH1202MXF	Hose, 2' with 1/2"F Swivel & 1/2"M Fixed	
	FHG24F930	IBC Tote Top Mount Bracket for LD Pump Mounts LD Series Pump on Top of IBC Tote.	FH1206	Hose, 2500 PSI, 6'	
	FHG24K285	IBC Tote Mount Bracket for SD Hose Reel Mounts SD Series Hose Reel to IBC Tote	FH1212	Hose, 2500 PSI, 12'	
	HRP-CD-SSF	Use with 32" Tote-A-Lube Tanks. Tanks/Mobile Base NOT Included.	FH1215	Hose, 2500 PSI, 15'	
	HRP-CD-LSF	Use with 42" Tote-A-Lube Tanks. Tanks/Mobile Base NOT Included.	FH1220	Hose, 2500 PSI, 20'	
	FHG24C538		FHG24C538	Hose, 1/2" x 2' w/ 90 For Graco LD Pump to Reel, 1,800 PSI	
	FH1002		FH1002	Oil Hose 1" x 2'	
			FH1030	1" x 30"	
			FH1004	1" x 4'	
			FH1006	1" x 6'	
			FH1008	1" x 8'	

Tote-A-Lube System Accessories

Small 32" Tote-A-Lube Tank Accessories			Large 42" Tote-A-Lube Tank Accessories		
	SS	Base, 32"W x 32"D		LS	Base, 42"W x 42"D
	SS024	Stand, Small 24"H, 32"W x 32"D		LS06	Stand, Large 6"H, 42"W x 42"D
	SS036	Stand, Small 36"H, 32"W x 32"D		LS024	Stand, Large 24"H, 42"W x 42"D
	LSSS	Leg Support Brace 32"W x 32"D			LSJ30
	L1.506	Leg, Steel 1.5"OD x 6"H		L1.506	Leg, Steel 1.5"OD x 6"H
	L1.524	Leg, Steel 1.5"OD x 24"H		L1.524	Leg, Steel 1.5"OD x 24"H
	L1.536	Leg, Steel 1.5"OD x 36"H		L1.536	Leg, Steel 1.5"OD x 36"H
	L1.524WLP	Leg with Leg Plate Kit 1.5"OD x 24"H Welded-On Floor Securement Plate.		L1.524WLP	Leg with Leg Plate Kit 1.5"OD x 24"H Welded-On Floor Securement Plate.
	L1.536WLP	Leg with Leg Plate Kit 1.5"OD x 36"H Welded-On Floor Securement Plate.		L1.536WLP	Leg with Leg Plate Kit 1.5"OD x 36"H Welded-On Floor Securement Plate.
	LEG-PLATE-KIT	Leg Plate Kit Bolt Legs to Floor, (4) Plates		LEG-PLATE-KIT	Leg Plate Kit Bolt Legs to Floor, (4) Plates
	TAB1	Tabs, Set of (2) Bolt to Stand. ULC Required.		TAB1	Tabs, Set of (2) Bolt to Stand. ULC Required.
	CBR	Conversion Bracket Secures a 32" Tank on top of a 42" Tank		CBR	Conversion Bracket Secures a 32" Tank on top of a 42" Tank
	HWSS	Wall Straps Use with 32" Tanks		HWSL	Wall Straps Use with 42" Tanks
	DTHS	Drip Tray Assy (Frame, 3-Pans, 3-Screens)		DTHL	Drip Tray Assy (Frame, 3-Pans, 3-Screens)
	DPTHS	Drip Tray Frame (Steel)		DPTHL	Drip Tray Frame (Steel)
	DT01	Drip Tray Pan 11.5" x 11.5"		DT01	Drip Tray Pan 11.5" x 11.5"
	DTS	Drip Tray Screen 11.5" x 11.5"		DTS	Drip Tray Screen 11.5" x 11.5"


Wall-Stacker System Accessories

	SW	Base, Steel 6"H with Leg Coupling		VWS15	Wall Straps 17"H For WS32-1		DTHS	Drip Tray Assy (Frame, 3-Pans, 3-Screens)
	SW24	Stand, Steel, 24"H		VWS30	Wall Straps 32"H For WS32-2, WS71-1		DPTHS	Drip Tray Frame (Steel)
	SW36	Stand, Steel, 36"H		VWS45	Wall Straps 47"H For WS32-3, WS71-32, WS115-1		DT01	Drip Tray Pan 11.5" x 11.5"
				VWSA	Wall Straps Adjustable: 60"H, 75"H or 90"H		DTS	Drip Tray Screen 11.5" x 11.5"









Valves, Filters and Components

Valves		Components	
	SR1	Brass Spring Release Valve 1" MNPT	 EBM Elbow Mounting Bracket, Includes Bolt and Hose Barb
	SR1SS	Stainless Steel Spring Release Valve 1" MNPT	 SSEBM Stainless Steel Elbow Mounting Bracket, Includes Bolts
	SSBV1ASSEM	1" Stainless Steel Valve 1"NPT and 1" Barbed Fitting	 PF90 Barb, Poly Fitting, 90° 1" MNPT
	BBV1	1" Brass Ball Valve Assy with 90° Barb and 1" Brass Nipple	 PFSB Barb, Poly Straight Stud 1" MNPT
	BBV	1" Brass Ball Valve No Fittings	 BPN1 Pipe Nipple Brass, 1"MPT
	PV	1" Poly Ball Valve with Nipple and 90° Fitting	 PTFT Tubing, 1" Clear Poly Per Foot
	BBV3FPORTL1	3 Way Ball Valve 1" L Port with 1" FNPT	 PTBX100 Tubing, 1" Clear Poly 100' Roll
Filters, Kits and Holders		 BHRKIT1 Bulkhead Replacement Kit Includes: Bulkhead, Retention Ring, Sealant and Screws	
	AFAS	Filter Kit FD101 and 45° Holder	 PC2 Cap 2\", Plastic Used In Fill Port
	FD101	Air Sentry Filter 5" x 5", 1" Slip Fit	 BC2 Cap 2\", Brass Used In Tank's Top Opening
	FD108	Air Sentry Filter 5" x 10", 2" MNPT	
	Micron Filters	Micron Filters 4, 7, 10, & 25 Micron Filters 5" x 14" 4UM	 VCGM2 Vent Cap 2" NPT
	FHK45	Filter Holder 45° for Fill Port	 PLU1 Poly Plug, 1" For Bulkhead Fitting
	FHK90	Filter Holder 90° for Fill Port	 DTM18404001B Double Tapp 2"MPT x 1"FPT
	FHK	Filter Holder In Cap	 MHC1 Hose Clamp, Stainless Steel
			 REC5 Rector Sealant

Portable Carts

Portable Cart with Tank & Dispense Package		Portable Cart with Tank		Portable Cart (Frame Only)	
	PTGC25PRP		PTGC25		FHGPC16
	25 Gallon Cylindrical Tank on Steel Cart, Graco Dispense Package (3:1 LD Series Pump, LD Series Reel w/ 35' Hose, EM Series Non-Preset Meter), Down Tube, Hoses and all Fittings. Cart: 24"W x 38"H Tank: 18"OD x 29"H		25 Gallon Cylindrical Tank on Steel Cart with Casters, 2" & 5" Fill Ports. Cart: 24"W x 38"H Tank: 18"OD x 29"H 45 lbs.		FHGPC55
					Cart Compatible with (1) 25 Gal Barrel. 24"W x 38"H
					Cart Compatible with (1) 55 Gal Barrel. 24"W x 38"H

Portable Tanks, Platforms & Casters






Portable Tanks and Platforms			Caster Wheels and Kits			
	SSFP	32"W x 32"D Steel Forklift Base with Leg Coupling		LC8S	8" Caster Wheel, Single	(1) Straight Caster
	LSFP	42"W x 42"D Steel Forklift Base with Leg Coupling				
	SSC8	32"W x 32"D Steel Base with 8" Caster Kit Includes TAB1 (Secures Tank onto Base)		LCA	Caster Plates	
	LSC8	42"W x 42"D Steel Base with 8" Caster Kit Includes TAB1 (Secures Tank onto Base)				
	MLCSKID	Forkliftable Steel Skid with Shelves and 8" Casters Compatible with 32" Tote-A-Lube Tanks Stacked <46"H. 40"W x 40"L x 38"H, 187 lbs.		LCK8	Caster Kit, with Plates	

Fluid Reclaim Equipment

	Waste Oil Pump Packages			
	Part No.	Package Features		
	W0647016DPP	Graco 1050 Diaphragm Pump (1", 50gpm), Included: Funnel & Hose Kit. NOT Included: Tank, Level Gauge and Mounting Bracket.		
	Graco Oil King and Coolant King			
	Polyethylene tank features large funnel, tool holders, sight gauge, used-filter tray, removable filter screen, bottom drain and top evacuation port.			
	Part No.	Package Features	Capacity	Dims.
	WFG238866	Oil King (Black) 3" Buttress Inlet Port, 3/4"NPT Outlet	25 Gallons	24"W x 24"L, 45"H to 69"H with Adjustments
WFG248632	Coolant King (Green) 3" Buttress Inlet Port, 3/4"NPT Outlet	25 Gallons		
	Self Evacuation Portable Oil Drain			
	Includes auto-check technology for easy and automatic drain evacuation. Steel tanks have a 4-caster design, 16"OD funnel and pressure relief safety valve.			
	Part No.	Package Features	Capacity	Dims.
	WOJD18DC	6' Discharge Hose. 42 Lbs.	18 Gallons	36.5" to 59"
WOJD25DC	Heavy Duty Model with a Sight Glass, Molded Poly Tool Tray, & 6' Discharge Hose. 85 Lbs.	25 Gallons	50" to 70"	
	Truck and Tractor Low Profile Oil Drain			
	Constructed of rugged steel and has an expanded metal shield for reduced splash, 10" ground clearance, 6" industrial casters and 35" long reach folding T-Handle.			
	Part No.	Package Features	Capacity	Dims.
	WOLP17	Includes a Gate Valve for Gravity Feed.	17 Gallons	48"L x 25"W x 10"H 150 Lbs.
WOLP25	Includes 110v Electric Pump (Self-Contained) & 10' Evacuation Hose.	25 Gallons	48"L x 25"W x 10"H 160 Lbs.	
	Oil and Coolant Drain Pans			
	High-density polyethylene material features a 1"spout, an anti-splash lip and baffle.			
	Part No.	Description	Capacity	
	OTL17942	Oil Drain Pan (Black)	4.5 Gallons	
OTL17952	Coolant Drain Pan (Green)	4.5 Gallons		







Oil Filter Crushers

Turn Costly and Hazardous Waste Into a Recycling Profit

	Pneumatic Oil Filter Crushers						
	Featuring an Air Operated Pump and Automatic Cycle, the Crusher Removes Up to 95% Oil						
10-Ton	WO1821OFC	Crusher (4) 3-7/8" Dia x 9"H Filters in 8" Dia. Chamber	Time 20 Sec.	Reduction Variable	Dims. 18.5"W x 24"D x 64"H	Stand Stand Included, Accepts 30 Gallon Drum	Drums
	Electric Hydraulic Oil Filter Crushers						
	Featuring a 2 HP Electric / Hydraulic Pump and Automatic Cycle, the Crusher Removes Up to 95% Oil						
25-Ton	WO1896OFC	Crusher (1) 6" Dia x 15.25"H Filter	Time 8 to 16 Sec.	Reduction Reduces Filter to 20% of Original Size	Dims. 27"W x 30"D x 78"H	Stand HD Stand w/ Levelling Pegs Included, Accepts 30 Gallon Drum	Drums
	Pneumatic Oil Filter Crushers						
	Featuring an Air Operated Pump and Automatic Cycle, the Crusher Removes Up to 95% Oil						
4.5-Ton Auto Crusher	WO7605BJ	Crusher (1) 5" Dia x 7.5"H Filter	Time 5 Sec.	Reduces Filter to 75% of Original Size	Dims. 11"W x 11"D x 26"H	Stand Optional Stand	Drums
7-Ton Truck / SUV Crusher	WO8207BJ	Crusher (1) 7" Dia x 10"H Filter	Time 27 Sec.		Dims. 14"W x 33"H on stand	Stand Optional Stand Accepts 30 Gallon Drum	Drums
Tractor / Truck Crusher	WO7715BJ	Crusher (1) 9" Dia x 16"H Filter	Time 23 Sec.		Dims. 18"W x 17"D x 51"H	Stand Optional Large Stand Accepts 30 Gal Drums or Optional Large Stand Accepts 55 Gal Drums	Drums
	Electric Hydraulic Oil Filter Crushers						
	Featuring an Electric / Hydraulic Pump and Automatic Cycle, the Crusher Removes Up to 95% Oil						
Tractor / Truck Crusher	WO8215BJ	Crusher (1) 9" Dia x 16"H Filter	Time 60 Sec.	Reduction Reduces Filter to 75% of Original Size	Dims. 18"W x 31"D x 50"H	Stand Optional Stand Accepts 30 Gallon Drum	Drums
Tractor / Truck Crusher with Stand	WO7720BJ					Stand Included, Accepts 30 Gallon Drum	Drums
Tractor / Truck Crusher with Stand, 50Hz	WO11942BJ					Stand Included, Accepts 30 Gallon Drum	Drums
	Oil Filter Crusher Stands						
	Small Stand	WO7590BJ	Use with Pneumatic Crushers WO7605BJ or WO8207BJ.				
	Large Stand	WO7550BJ	Use with Pneumatic Crusher WO7715BJ or Electric Hydraulic Crusher WO8215BJ. Accommodates 30 Gallon Drum.				
	Large Stand for 55 Gal Drums	WO10602BJ	Use with Pneumatic Crusher WO7715BJ. Accommodates 55 Gallon Drum.				



Aqueous Parts Washers

Designed to Clean with a Non-Flammable Water-Based Solution

	Heated Mobile Biowash Parts Washer with Soak Tank Package		<p>The Solvent-Free Parts Washer Uses BlueLiquid and BlueTabs to Continuously Purify the Cleaning Bath and a 300 Gallon/H Pump Flow Through the Flo-Through Brush and Flexible Spigot Heater. Features Reusable Stainless Steel Filtration, an 8 Gallon Soaking Area, 15" High Drain System, Mobile Casters, and Easy-To Operate Controls with Boost Cleaning Mode and Eco Mode. Max Soaking Depth: 3.5". Includes 25 Gallons BlueLiquid and 4 BlueTablets.</p>
	Part No.	PWEM63536	
	Capacity	26 Gallons	
	Soaking Capacity	15 Gallons	
	Sink Dims:	31"W x 16"L x 7"H	
	Overall Dims:	36"W x 26"L x 44"H	
Weight	88 Lbs., 375 Lbs. Ship Wt.		
	Heated Benchtop Parts Washer		<p>Features a Corrosion Resistant Fractional Pump, Flo-Through Brush, HD Poly Tank, On/Off Switch is built into the cord, Stainless Steel Lid with Spring Loaded Closure. 115V/60HZ/1PH/1 Amp. 500W Heater. Max Fluid Depth: 5".</p>
	Part No.	PWEM50AH	
	Capacity	5 Gallons	
	Sink Dims:	14"W x 19.5"L x 7.5"D	
	Overall Dims:	13.25"W x 19"L x 7"D	
Weight	50 Lbs.		
	Drum Mounted Brake/Parts Washer		<p>Drum and Dolly Mobile Washer Features Heavy Duty Air Pump, Flexible Metal Spigot, Pressure Regulator, Dual Filtration System with Prefilter Screen and Asbestos Sock Filter, Removable Dual Purpose Cover/Catch Basin, Flo-Through Brush and Locking Casters. Max Fluid Depth: 15 3/4".</p>
	Heated Part No.	PWEM1435AH	
	Unheated Part No.	PWEM1435A	
	Capacity	12 Gallons	
	Sink Dims:	20"W x 24"L x 7"D	
	Overall Dims:	28"W x 28"L x 41"D	
Weight	110 Lbs.		
	Heated Clean and Soak Parts Washer		<p>Equipped with a Filter System, Corrosion Resistant Fractional Pump, Flo-Through Brush with Adjustable Fluid Control. Features a Mechanical Agitator with 15 Spray Heads, Flexible Spigot and Fluid Control Valve. 115V/60HZ/1PH/12 Amp. 1000W Heater. Max Fluid Depth: 7.5".</p>
	Part No.	PWEM4000A	
	Capacity	30 Gallons	
	Soaking Capacity	30 Gallons	
	Sink Dims:	26"W x 36"L x 18"D	
	Overall Dims:	29"W x 45"L x 66"D	
Weight	150 Lbs.		
	Heated Clean and Soak Parts Washer		<p>Corrosion Resistant Fractional Pump, Flo-Through Brush and Flexible Spigot with Fluid Control Valve, Low-Fluid Level Sensor, Dual Filtration System (Pre-Filter and Drain Filter), GFCI for Stainless Steel Lid and Lid Closure, Removable Sink 115V/60HZ/1PH/15 Amp. 1000W Heater. Max Fluid Depth: 14 3/4".</p>
	Part No.	PWEM6000A	
	Capacity	40 Gallons	
	Soaking Capacity	10 Gallons	
	Sink Dims:	34"W x 23"L x 9"D	
	Overall Dims:	34"W x 23"L x 33"D	
Weight	115 Lbs.		
	Cleaning Solutions		
	Degreaser Concentrate	PWEM1411814	5 Gal Jug , Dilution 2:1 to 4:1 Ratio. Use with all Parts Washers, Except Biowash.
		PWEM1411813	1 Gal Jug , Dilution 2:1 to 4:1 Ratio. Use with all Parts Washers, Except Biowash.
SRBLPE Blue Liquid	PWEM05105	1 Gal Jug , Ready To Use Formula for the Biowash Parts Washer.	
Tablets	PWEM05108	Pack of 4 Tablets for the Biowash Parts Washer.	






High Volume Oil Transfer Equipment

Mobile Transfer Carts Quickly Transfer High Volumes of Oil

	Non-Metered Oil Transfer Cart		Weights & Measures Oil Transfer Cart
	FHOTC2512NM		FHTOTC2512WM
	Cart Includes Blackmer Self-Priming Variable Speed Pump (12 & 25gpm), 1.5HP Electric Motor 115V, 25' Cord, 2-Wheel Dolly.		Cart Includes Weights & Measures Approved Meter, Blackmer Self-Priming Variable Speed Pump (12 & 25gpm), 1.5HP Electric Motor 115V, 25' Cord, Meter Assembly (Mechanical Register, Printer, Air Eliminator and Strainer), 2-Wheel Dolly.
	Metered Oil Transfer Cart		
	FHOTC2512M		
	Cart Includes Digital Flow Meter, Blackmer Self-Priming Variable Speed Pump (12 & 25gpm), 1.5HP Electric Motor 115V, 25' Cord, 2-Wheel Dolly.		

Filtration

Reduce Operating Expenses, and Extend Lubricant & Oil Life

	Portable Oil Filterpak		Mobile Steel Filtration Tanks
	Compact and Light. Heavy Duty Diamond Plated Aluminum Frame, Motor: 1/4HP, 1/2HP or 1HP, 115vac, 60Hz, Pump: HD Cast Steel Gear Pump. Available in 1, 2.5 and 10 GPM. 8"L x 16"W x 16"H, 50 Lbs.		Mobile Steel Tank with Casters, Ergonomic Handle, Brackets for Gun Holder/Placard & Pump. Operated Via Air or Electric Motors. Large Spin-On Elements for Low Pressure Drop and High Dirt Holding Capacity; Various Grades of Media, Water Removal Kit Available.
	Filtration Carts		High Capacity Dual Stage Filtration Panels
	Ideal for Filtering Contaminated Systems, Flushing New Or Repaired Systems, Pre-Filtering New Oil, Transfers And Top-Offs, Collecting Oil Samples.		Panels can be easily configure with Roth Double Wall Tank or Tote-A-Lube Tank Systems. Operated Via Air or Electric Motors. Large Spin-On Elements for Low Pressure Drop and High Dirt Holding Capacity; Various Grades of Media, Water Removal Kit Available.
	In-Line Filtration Unit		
	High Pressure Filter Kit For 1:1 & 3:1 Air Pumps w/ Isolation Valves. NOT INCLUDED: Tank, Mobile Skid, Casters Part No. FHHPKIT1		









Midnight Pro Series WorkBenches

Features a Generous Work Area, USB Ports & Electrical Outlets

WorkBench Features

- All Steel Welded Frame with 14 Gauge Square Tubing
- Galvanized Steel Drawers with 14 Gauge Drawer Fronts
- Steel Drawer Bodies are 16 Gauge
- Work Surface is 14G Stainless Steel over 1 1/2" of Solid Wood
- All Powder Coat Finish
- 6 Outlets & 4 USB Ports
- 4" Top Back Surface
- Fully Enclosed Backs
- All Drawers Fully Open
- Steel Ball Bearing Rail Slides with Detent
- Skinny Drawers with Locks are Single Railed, Rated 100Lbs Each
- Deep Drawers with Locks are Double Railed, with Double Gussets on the Bottom, Rated 300Lbs Each



9ft Wide Midnight Pro Series WorkBenches				
	Part No.	Description	Weight	Dimensions
	DFT9-18DWB	18 Drawer Midnight Pro Series 9ft Workbench	1,118 Lbs.	113"W x 28"D x 42"H
	DFT9-20DWB	20 Drawer Midnight Pro Series 9ft Workbench	1,260 Lbs.	113"W x 28"D x 42"H
	DFT9-30DWB	30 Drawer Midnight Pro Series 9ft Workbench	1,260 Lbs.	113"W x 28"D x 42"H
7ft Wide Midnight Pro Series WorkBenches				
	DFT7-12DWB	12 Drawer Midnight Pro Series 7ft Workbench	826 Lbs.	85"W x 28"D x 42"H
	DFT7-17DWB	17 Drawer Midnight Pro Series 7ft Workbench	1,034 Lbs.	85"W x 28"D x 42"H
	DFT7-24DWB	24 Drawer Midnight Pro Series 7ft Workbench	1,038 Lbs.	85"W x 28"D x 42"H
7ft Wide Midnight Pro Series Roll Around Tool Cabinet				
	DFT7-22DPCAB	22 Drawer Midnight Pro Series Roll Around Tool Cabinet	1,460 Lbs.	89"W x 24"D x 91"H
WorkBench Accessories				
	DFTWBC6	6 Piece Heavy Duty Caster Set	34 Lbs.	

Color Coded Industrial Lubrication

Identify, Store & Dispense From Within Each 65 Gallon Tank

This centralized system provides storage and dispense for multiple fluids, each stored in a 65 gallon steel tank, allowing for 55 gallon drum contents to be transferred well before the existing product is gone. Eliminate the potential for mishandling with color coded fluid identification labels.

System Specifications

- Powder Coated Steel Frame
- 65 Gallon Steel Tanks with Sight Gauge
- 1-1/2HP Motor
- 5GPM Pump, 110V
- Maximum Viscosity: ISO 460
- Polyurethane Shut-Off Valves
- Self Closing 1" Bronze Dispense Valve
- Optional Filtration
- Optional Spill Containment
- Multiple Dispense Packages Available



Advanced Color Coded System

Single Row Steel Tank & Rack System
Each Tank is Configured with a Dedicated Desiccant Breather, Pump/Motor, and Kidney Loop.

Part No.	Description	Dimensions	Floor Area
SOSS16-00362TR2A	2 Tank System 1 Row (2) Tanks	43"D x 54"W x 84"H	16.1 sq ft
SOSS16-00358TR4A	4 Tank System 1 Row (4) Tanks	43"D x 101"W x 84"H	30.2 sq ft
SOSS16-00359TR6A	6 Tank System 1 Row (6) Tanks	43"D x 150"W x 84"H	51 sq ft
SOSS16-00360TR8A	8 Tank System 1 Row (8) Tanks	43"D x 199"W x 84"H	68 sq ft
SOSS16-00361TR12A	12 Tank System 1 Row (12) Tanks	43"D x 297"W x 84"H	102 sq ft

Basic Color Coded System

Multi Row Steel Tank & Rack System
Each Tank is Configured with a Desiccant Breather.
The System Features a Shared Pump/Motor for Filling.

Part No.	Description	Dimensions	Floor Area
SOSS16-00379TR4	4 Tank System 2 Rows (2) Tanks	43"D x 54"W x 100"H	16.1 sq ft
SOSS16-00380TR6	6 Tank System 2 Rows (3) Tanks	43"D x 76"W x 104"H	22.7 sq ft
SOSS16-00381TR8	8 Tank System 2 Rows (4) Tanks	43"W x 101"D x 104"H	30.2 sq ft
SOSS16-00382TR12	12 Tank System 3 Rows (4) Tanks	43"D x 101"W x 160"H	30.2 sq ft
SOSS16-00383TRCP	4 Tank Basic Spill Containment Pan		
SOSS16-00384TRCP	6 Tank Basic Spill Containment Pan		
SOSS16-00385TRCP	8 or 12 Basic Spill Containment Pan		



Shown with Spill Containment Pan



Gear Pump



Timer Switch

Color Coded Transfer Containers

Identify, Store, Transport and Dispense Lubricants










Container Features

- 10 Lid Colors + 10 Breather Vent Colors
- Container is extremely stable, even when using hand pump
- Semi-Transparent Containers with English/Metric Graduated Markings for visual fluid inventory
- Forearm Rest helps distribute weight
- Handles have contoured finger grips offering a comfortable, secure hold
- Quick Twist Breather Vent eliminates thumb strain, offers hands-free control
- Wide Fill Opening for rapid filling
- Half Turn Lid offers compact storage
- Writable Fluid ID Labels



Half Turn Lid

All Containers include a Fluid Label. The 2-3-4 Gal Containers also supply a Black Breather Vent.		Hand Pump Assembly	OCHP34463TL
		Includes Hose & Nozzle. Use with Pump Storage Lid. Container & Lid NOT INCLUDED.	
OC34459TR	1 Gallon Container (4 Litres)		
OC34460TR	2 Gallon Container (8 Litres)		
OC34461TR	3 Gallon Container (11 Litres)		
OC34462TR	4 Gallon Container (15 Litres)		

Lid / Color	Lid with 1" Nozzle	Lid with 1/2" Nozzle	Lid with 1/4" Nozzle	Pump Storage Lid	Breather Vent
					
	Top-off engines, crankcases and high flow applications	Use with oils having viscosities up to ISO 460 or precise pour applications.	Controlled pouring into small reservoirs or filler holes.	Rapid pouring. Ideal for topping off machinery, large engine blocks or crankcases.	Match the lid or identify viscosity, base oil type or lubrication frequency. *Black Vent supplied w/ 2-3-4 Gal Containers.
Yellow	OCL34420TRYEL	OCL34410TRYEL	OCL34400TRYEL	OCPL34430TRYEL	OCB24011TRYEL
Red	OCL34421TRRED	OCL34411TRRED	OCL34401TRRED	OCPL34431TRRED	OCB24012TRRED
Blue	OCL34422TRBLU	OCL34412TRBLU	OCL34402TRBLU	OCPL34432TRBLU	OCB24013TRBLU
Green	OCL34423TRGRN	OCL34413TRGRN	OCL34403TRGRN	OCPL34433TRGRN	OCB24014TRGRN
Black	OCL34424TRBLK	OCL34414TRBLK	OCL34404TRBLK	OCPL34434TRBLK	OCB24010TRBLK*
Orange	OCL34425TRORG	OCL34415TRORG	OCL34405TRORG	OCPL34435TRORG	OCB24015TRORG
Purple	OCL34426TRPUR	OCL34416TRPUR	OCL34406TRPUR	OCPL34436TRPUR	OCB24016TRPUR
Gray	OCL34427TRGRA	OCL34417TRGRA	OCL34407TRGRA	OCPL34437TRGRA	OCB24017TRGRA
Tan	OCL34428TRTAN	OCL34418TRTAN	OCL34408TRTAN	OCPL34438TRTAN	OCB24018TRTAN
Dark Green	OCL34429TRDGR	OCL34419TRDGR	OCL34409TRDGR	OCPL34439TRDGR	OCB24019TRDGR

Stackable Tank Gravity Feed Assembly Instructions

Tools Needed:

- Flat-head Screwdriver
- Pipe Wrench
- 9/16" Wrench

Components:

- (2) Tanks
- Steel Stand
- Drip Tray Assembly
- Gravity Feed Kit (GFKIT2)



Step 1

Tip or invert stand on concrete base with elbow mount holes to front. Hand tighten 4 legs into couplings, then torque 1/2 to 1 full turn with pipe wrench. The stand can be levelled by adjusting leg heights.



Step 2

Before setting stand right side up, slide drip tray frame down front legs: tighten set screw to hold in place. Place in prepared location, (containment vessel). Adjust drip tray to desired height; tighten. Insert drip trays in frame.



Step 3

Stack one tank on top of assembled stand with bulkhead and fill port facing outward. Align front of tank with front edge of stand (front edge has pre-drilled holes). Stack & interlock each additional tanks, using top and bottom molded grooves.



Step 4

Bolt elbow(s) to the stand's pre-drilled holes.

NOTE: If assembling a Wall-Stacker System, place the wall straps over the top and front of the tank(s). Bolt to bottom of the wall straps to the tank's stand prior to bolting the elbow into place. The top of the wall straps can later be bolted to the wall once the entire system is assembled and positioned in place.



Step 5 IMPORTANT: DO NOT OVERTIGHTEN. Maximum Torque 60 ft. lbs. Hand tighten only.
Apply thread sealant to:
A) Dispense valve (FOR BOTTOM TANK).
Hand tighten into bottom tank bulkhead.
B) Dispense valve (FOR STACKED TANKS).
Hand tighten into front of elbows on stand.




Step 6
Apply thread sealant to 90° barb. Hand tighten into stacked top tanks bulkhead fitting (not bottom tank). Torque until facing five o'clock position.



Step 7
Cut tubing to length, if needed. Place a clamp on each end. Using a screwdriver, secure tubing onto upper tank's 90° barb and the other end onto stud barb.

Remote Fill Kit (RFKIT) Assembly

Tools Needed: Flat-head Screwdriver, 9/16" Wrench



Steps 1-5 Before stacking the upper most poly tank on the system:

Step 1

Remove the 2" metal cap from the top of the tank and in its place thread in the included 'blue' Vacuum Breaker.

Step 2

Remove the 2" plastic cap from the top tank's angled fill port and in its place thread the 2" 90° 'black' elbow. Orientate the elbow to face towards the side of the tank.

Step 3

Apply sealant to the 1-1/2" 90° 'black' barbed elbow and thread it into the 2" elbow threaded in the previous step. Orientate the elbow so the barbed end points to the bottom of the tank.

Step 4

Slide one end of the hose over the barbed end of the elbow; secure with hose clamp.

Step 5

Stack the tank at the top of the system and complete the Gravity Feed Assembly Instructions. (Left).

Steps 6-7 Complete the Remote Fill Assembly

Step 6

Attach the main RFKIT preassembled component (ball valve, hose barb, elbow, and quick connect) to the leg of the stand using the included u-bolts, washers, and nuts.

Step 7

Slide the end of the hose over the barbed end of RFKIT preassembled component and secure with a hose clamp.

Fluidall, LLC Exclusive Manufacturer's Limited Lifetime Tank Warranty

As a result of our superior quality control standards, Fluidall has the confidence to stand behind our rotationally molded storage tanks with a Manufacturer's Limited Lifetime Warranty.

- Limited Warranty.** Fluidall, LLC ("Fluidall") warrants to the original customer that our rotationally molded storage tanks (the "Tanks") will be free from defects in workmanship and materials, under normal use and service, for the serviceable lifetime of the tank starting on the date of shipment from our factory. Fluidall's SOLE OBLIGATION and customer's SOLE REMEDY in the event of a defect covered by this warranty will be, at Fluidall's option, to (a) replace or repair the defective Tank, or (b) refund to customer the purchase price paid by customer for such defective Tank.
- Suspension of Warranty.** Should the customer not pay for a Tank in full as due, Fluidall's warranty shall be deemed suspended until such time as Fluidall receives payment in full for such Tank.
- Obvious Defects.** The carrier and Fluidall must be notified in writing of any and all damage that is discoverable upon a visual inspection of the Tank when it is received and any missing parts or accessories within seventy two (72) hours of receipt of Tank. Any and all such omissions or damage must be noted on the Bill of Lading.
- Installation.** Customer's installation and use of the Tank must comply with all applicable federal, state, and local regulations, and must be in accordance with applicable instructions and limitations contained in Fluidall's Usage and Handling guidelines for the Tank and Fluidall's chemical specific recommendations. Normal maintenance and repair shall be performed by the customer. By accepting delivery of the Tank, the customer accepts full responsibility for providing secondary containment appropriate and adequate for the stored material.
- Warranty Procedure.** In order for the Lifetime Limited Warranty to apply, Fluidall must be notified in writing of any alleged defect or fault discovered by the customer within seven (7) days of its occurrence and Fluidall must be given the opportunity to inspect the alleged defective Tank within thirty (30) days of such notification. Fluidall may require the return of the alleged defective Tank to establish the claim. Upon Fluidall's written authority, customer shall return the alleged defective Tank (or portion of the alleged defective product as instructed by Fluidall) to Fluidall for inspection, freight and insurance prepaid by customer. ANY UNAUTHORIZED SHIPMENT OR SHIPMENT CONTRARY TO FLUIDALL'S INSTRUCTIONS WILL VOID THIS LIFETIME LIMITED WARRANTY. Final disposition of any warranty claim will be solely determined by Fluidall. Any attempted repair of a Tank by customer without Fluidall's express, prior written consent WILL VOID THIS LIFETIME LIMITED WARRANTY.
- Warranty Exclusions.** THIS WARRANTY SHALL NOT APPLY TO any Tank that after leaving our factory.
 - Has been repaired or altered in any manner not authorized in writing by Fluidall.
 - Has been damaged in transit or has been subject to abuse, misuse, fire, accident, improper or careless handling or neglect.
 - Has not been used in accordance with Fluidall's chemical resistance recommendations.
 - Has not been serviced and maintained as in accordance with the written instructions provided by Fluidall.
 - Has been exposed to pressures greater than atmospheric pressure.
 - Has been exposed to internal or external temperatures greater than 120° F.
 - Has been connected, installed, adjusted or used other than in accordance with the written instructions provided by Fluidall.
- Warranty Disclaimers.** THIS LIFETIME LIMITED WARRANTY IS IN LIEU OF ALL OTHER WARRANTIES AND GUARANTEES, WHETHER EXPRESSED OR IMPLIED, INCLUDING STATUTORY WARRANTIES, SUCH AS WARRANTIES OF MERCHANTABILITY, FITNESS FOR A PARTICULAR PURPOSE AND/OR NON-INFRINGEMENT AND INCLUDING ANY WARRANTIES ARISING FROM COURSE OF DEALING, USAGE OF TRADE OR OTHERWISE.
- Limited Remedies.** Fluidall's sole liability and the original customers' sole remedy for breach of warranty shall be limited to the remedies provided in Paragraph 1 above. UNDER NO CIRCUMSTANCES SHALL FLUIDALL BE LIABLE TO CUSTOMER OR ANY PERSON CLAIMING THROUGH CUSTOMER FOR SPECIAL, INDIRECT, INCIDENTAL, PUNITIVE OR CONSEQUENTIAL DAMAGES OF ANY DESCRIPTION WHETHER ARISING OUT OF WARRANTY (INCLUDING, WITHOUT LIMITATION, LIMITED WARRANTIES) OR ANY OTHER CONTRACT, NEGLIGENCE OR OTHER TORT OR OTHERWISE. Fluidall also disclaims all liability, whether in contract, tort, warranty or otherwise, to any party other than the original customer.
- Entire Warranty.** This warranty constitutes the full understanding between Fluidall and the original customer regarding the Tanks, and no terms, conditions, understandings, or agreements purporting to modify or vary the terms of this Warranty shall be effective unless made in writing and signed by an authorized representative of Fluidall.
- Limitation of Liability.** In no event shall Fluidall's liability on any claim for damages arising from or connected with the sale, manufacture, delivery or use of the Tanks exceed the purchase price of the Tank. All legal actions for breach of this lifetime limited warranty must be commenced on or before the expiration of one year from the date of such breach. Otherwise, such action shall be considered barred by a period of limitations established by agreement.

Dealer | Distributor Information

If you have questions about this lifetime limited warranty or have a defective Tank to report, and to receive a shipment authorization number, call or write customer service:

Fluidall LLC
860 Johnson Drive
Delano MN 55328
Tel: 800-849-0591
Fax: 763-972-7401
Email: sales@fluidall.com